

# **AYENSUANO DISTRICT ASSEMBLY (AyDA)**



## **DRAFT 2025-2028 COMPOSITE BUDGET**



# **OUTLINE OF THE BUDGET PRESENTATION**

## **INTRODUCTION - STRATEGIC OVERVIEW OF AYENSUANO DISTRICT ASSEMBLY**

- Vision And Goal/Mission Of Ayensuano District Assembly
- Core Functions Of Ayensuano District Assembly
- Adopted Policy Objectives Of Ayensuano District Assembly

## **FINANCIAL PERFORMANCE FOR 2024**

- Revenue
- Expenditure
- 2024 Budget Programme Performance
- 2024 Key Projects And Programmes From All Funding Source

## **NON-FINANCIAL PERFORMANCE BY PROGRAMMES FOR 2024**

- Key Achievements For 2024
- Policy Outcome Indicators And Targets
- Sanitation Budget Performance
- Donor Partners Supported Programmes
- Government Flagship Projects And Programmes

## **OUTLOOK FOR 2025-2028**

- Ayensuano Adopted Policy Objectives For 2025
- Policy Outcome Indicators And Targets
- 2025-2028 Revenue And Expenditure Projections
- Government Flagship Projects Or Programmes For 2025
- Key Projects For 2025 And Corresponding And Justification
- 2024 Sanitation Budget
- Donor Partner Supported Programmes – UNICEF-ISS



# INTRODUCTION

## ❑ STRATEGIC OVERVIEW OF AYENSUANO DISTRICT ASSEMBLY

- The Ayensuano District is one of the thirty-three administrative Districts in the Eastern Region of Ghana which was carved out from the then Suhum Kraboa Coaltar District Assembly in 2012 by L.I 2052 and was inaugurated on 28<sup>th</sup> June, 2012. The District has its capital at Coaltar.
- Politically, the District has only one Constituency called the Ayensuano Constituency with twenty-seven (27) Electoral Areas. Ayensuano is made up of three Area Councils which are known as Obesua, Anum Apapam and Kraboa Coaltar.

## ❑ POPULATION SIZE

- The District covers a land size of approximately 499km<sup>2</sup> with a population of 94,594 as per 2021 Population and Housing Census (GSS, PHC 2021) and reported by the Ghana Statistical Service. This comprised of 47,161 (49.9%) males and 47,433 (50.14%) females. With an annual population growth rate of 2.4%, the projected district population for 2025 will be about 99,189.

## ❑ VISION

- The most effective and efficient local governance unit in Ghana, promoting development for the citizens of the District.

## ❑ MISSION

- The Ayensuano District Assembly exists as a proactive and client focused Assembly to promote good governance, effective service delivery through an efficient harnessing of its resources towards the improvement of the social and economic wellbeing of its people.

## ❑ GOAL

- To achieve the socio-economic wellbeing of the people, ensure the sustainable use of the natural environment, address the issues of poverty and improve in the delivery of basic services.



# CORE FUNCTIONS OF AYENSUANO DISTRICT ASSEMBLY

The Ayensuano District Assembly performs the following core functions as provided in Section 12 of Local Governance Act 2016 (Act 936):

1. Perform deliberative, legislative and Executive Functions;
2. Exercise political and administrative authority in the district and provide guidance, give direction to and supervise other administrative authorities in the district as may be prescribed by law.
3. Responsible for the overall development of the district.
4. Formulate and execute plans, programmes and strategies for the effective mobilization of the resources necessary for the overall development of the district.
5. Promote and support productive activity and social development in the district and remove any obstacles to initiative and development.
6. Initiate programmes for the development of basic infrastructure and provide municipal works and services in the district.
7. Responsible for the development, improvement and management of human settlements and the environment in the district.
8. Take steps and measures that are necessary and expedient to execute approved development plans for the district.
9. Promote local economic development.



# AYENSUANO DISTRICT ASSEMBLY ADOPTED POLICY OBJECTIVES

ADOPTED POLICY OBJECTIVES	SDGS GOAL	TARGETS
Strengthen Domestic Resources mobilization to improve capacity for revenue collection	17	17.1
Develop Effective, accurate and transparent Institutions at all levels	16	16.6
Ensure free, equitable and quality education for all by 2030	4	4.1
Support and Strengthen local communities in water and sanitation management	6	6.b
Achieve Universal Health coverage, including financial risk protection, access to quality health-care services	3	3.8
Ensure sustainable food production system, implement resilient and regenerative agricultural practices	2	2.4
Develop quality, sustainable and resilient infrastructure to support economic development and human well-being	9	9.1
Implement appropriate social protection systems and measures	1	1.3
Strengthen resilient and adaptive capacity to climate related hazards and natural disaster	13	13.1
Provide legal identity for all, including birth registration	16	16.9
Achieve full and productive employment and decent work for all	8	8.5
Enhance capacity building support to Developing Countries to increase data availability	17	17.8



# DISTRICT ECONOMY

## ❑ AGRICULTURE

- ▶ Agriculture engages 64.9% of the economically active population whereas the service and manufacturing sectors engage 12.4% and 11.7% respectively.
- ▶ Major food crops cultivated are cassava, maize, yam, cocoyam and plantain and the cash crops are cocoa, citrus, oil palm, pineapples and pawpaw. Livestock reared in the district are cattle, sheep, goats, poultry and pigs.

## ❑ ROADS

- Total length of roads in the district is 270km. Untarred road is estimated to be 95.3 km. More than 60% of the roads are in bad state.

## ❑ EDUCATION

- There are 186 schools including 60 pre-schools, 66 primary schools, 57 JHS, and 2 SHS. One (1) of the SHS is privately owned. Privately owned schools constitute 30.1% of schools in the District.

## ❑ HEALTH

- The District has 31 Healthcare facilities, including 7 Health Centers, 2 RCHs and 22 CHPS Compound. These facilities are faced with challenges of infrastructure and basic health equipment.
- Malaria ranks first on the 10OPD attendance.

## ❑ WATER AND SANITATION

- Portable water coverage in the District is 65.6% in the urban areas and 49% in the rural areas. Proportion of the population with access to improved sanitation services is 39.9%.

## ❑ TOURISM

- Tourism in the district is completely underdeveloped though there are some potential tourist attraction sites. Among them are waterfalls, stone carves, snake liked palm tree and sand paint at Obuoho Nyarko near Anum Apapam.



# DISTRICT ECONOMY

## ❑ MARKET CENTRES

- The main markets areas for trading activities are at Amanase, Asuboi, Anum Apapam, Achiansa and Dokrochiwa which are bi-weekly

## KEY DEVELOPMENT ISSUES/CHALLENGES

The following are the list of key issues of Ayensuano District Assembly for the 2025-2028 Programmed Based Budget and seeks to address:

1. Inadequate Health and Educational infrastructure.
2. Low level of technology adoption in farming.
3. Inadequate access to potable water and healthy environmental sanitation.
4. Unwillingness of the youth to go into agriculture production and High youth unemployment.
5. Poor road and drainage infrastructure network.
6. Low coverage of social protection interventions.
7. Low revenue generation.



# FINANCIAL PERFORMANCE - REVENUE

## REVENUE PERFORMANCE - IGF ONLY

ITEM	2022		2023		2024			
	Budget GH¢	Actual GH¢	Budget GH¢	Actual GH¢	Budget GH¢	Actual As At September GH¢	% Performanc e as at September	% Performanc e/Item as at September
Property Rate	70,700.00	22,894.90	25,700.00	0.00	30,000.00	15,481.00	51.60%	1.64%
Basic Rates	100.00	0.00	100.00	0.00	500.00	240.00	48.00%	0.03%
Fees	132,700.00	160,929.00	131,900.00	139,402.00	248,000.00	306,260.21	123.49%	32.38%
Fines	7,000.00	6,326.23	7,016.00	5,284.36	27,000.00	20,724.10	76.76%	2.19%
Licenses	372,780.00	439,720.56	369,620.00	321,621.95	451,280.00	304,236.22	67.42%	32.16%
Land	92,000.00	135,338.00	194,730.00	241,869.56	310,000.00	296,516.21	95.65%	31.35%
Rent	5,000.00	0.00	5,000.00	700.00	5,000.00	2,500.00	50.00%	0.26%
<b>Sub-Total</b>	<b>680,280.00</b>	<b>765,208.69</b>	<b>734,066.00</b>	<b>708,877.87</b>	<b>1,071,780.00</b>	<b>945,957.74</b>	<b>88.26%</b>	<b>100.00%</b>
Donation Received	0.00	0.00	0.00	0.00	300,000.00	300,000.00	100.00%	100.00%
Royalties	0.00	0.00	0.00	0.00	0.00	0.00	0.00	0.00
<b>TOTAL</b>	<b>680,280.00</b>	<b>765,208.69</b>	<b>734,066.00</b>	<b>708,877.87</b>	<b>1,371,780.00</b>	<b>1,245,957.74</b>	<b>90.83%</b>	<b>100.00%</b>

Source: AyDA Financial Reports-2022, 2023, 2024





# FINANCIAL PERFORMANCE - REVENUE

## REVENUE PERFORMANCE - ALL REVENUE SOURCES

ITEM	2022		2023		2024		
	Budget GH¢	Actual GH¢	Budget GH¢	Actual GH¢	Budget GH¢	Actual As At September GH¢	% Performa nce As At Sept.
IGF	680,280.00	765,208.69	734,066.00	708,877.87	1,371,780.000	1,245,957.74	90.83%
Compensation Transfer	2,258,340.00	2,111,051.25	2,649,935.50	5,172,512.41	3,508,582.17	4,048,706.29	115.39%
Goods and Services Transfer	121,220.00	40,331.46	56,000.00	38,787.99	93,500.00	0.00	0.00%
Assets Transfer	25,180.00	0.00	0.00	0.00	0.00	0.00	-
DACF-Assembly	5,470,195.00	1,805,632.27	3,709,307.58	1,182,860.09	3,295,404.30	665,697.72	20.20%
DACF-MP	500,000.00	363,889.98	400,000.00	476,544.89	800,000.00	734,214.41	91.78%
DACF-PWD	330,000.00	217,253.96	184,542.67	170,987.51	328,910.06	181,204.72	55.09%
DACF-RFG	2,567,419.00	264,828.65	1,187,419.00	0.00	2,559,971.00	1,806,006.00	70.55%
CLGF/UNICEF- ISS	50,000.00	90,262.46	50,000.00	50,000.00	1,586,900.00	50,000.00	3.15%
MAG (Donor)	71,272.96	83,685.46	118,197.24	118,197.24	0.00	0.00	-
<b>TOTAL</b>	<b>12,073,906.96</b>	<b>5,700,387.43</b>	<b>9,089,467.99</b>	<b>7,918,768.00</b>	<b>13,545,047.53</b>	<b>8,731,786.88</b>	<b>64.46%</b>

Source: AyDA Financial Reports-2022, 2023, 2024



# FINANCIAL PERFORMANCE - EXPENDITURE

## EXPENDITURE PERFORMANCE - (ALL DEPARTMENTS) IGF ONLY

EXPENDITURE	2022		2023		2024		
	Budget GH¢	Actual GH¢	Budget GH¢	Actual GH¢	Budget GH¢	Actual As At September GH¢	% Performance As At September
Compensation of Employees	151,000.00	126,777.49	118,752.80	144,368.38	165,722.91	98,592.26	59.49%
Goods and Services	393,224.00	595,264.52	468,500.00	498,260.52	931,701.09	732,166.32	78.58%
Assets	136,056.00	22,000.00	146,813.20	34,000.00	274,356.00	168,004.00	61.24%
<b>TOTAL</b>	<b>680,280.00</b>	<b>744,042.01</b>	<b>734,066.00</b>	<b>676,628.90</b>	<b>1,371,780.00</b>	<b>998,762.58</b>	<b>72.81%</b>

Source: AyDA Financial Reports-2022, 2023, 2024



# FINANCIAL PERFORMANCE - EXPENDITURE

## EXPENDITURE PERFORMANCE - (ALL DEPARTMENTS) ALL FUNDING SOURCES

EXPENDITURE	2022		2023		2024		
	Budget GH¢	Actual GH¢	Budget GH¢	Actual GH¢	Budget GH¢	Actual As At September GH¢	% Performance As At September
Compensation of Employees	2,409,340.00	2,237,828.74	2,768,688.30	5,316,880.79	3,674,305.08	4,147,298.57	112.87%
Goods and Services	4,286,635.00	2,509,102.65	2,778,989.49	2,255,060.90	5,800,372.65	1,802,115.84	31.07%
Assets	5,377,932.00	1,525,618.87	3,541,790.20	831,419.05	4,070,369.80	1,268,769.46	31.17%
<b>TOTAL</b>	<b>12,073,907.00</b>	<b>6,272,550.26</b>	<b>9,089,467.99</b>	<b>8,403,360.74</b>	<b>13,545,047.53</b>	<b>7,218,183.87</b>	<b>53.29%</b>

Source: AyDA Financial Reports-2022, 2023, 2024



# EXPENDITURE BY BUDGET PROGRAMME & ECONOMIC CLASSIFICATION-ALL FUNDING SOURCES AS AT SEPTEMBER, 2024

BUDGET PROGRAMME	AMOUNT GH¢				
	2024 BUDGET GH¢	COMPENSATION OF EMPLOYEES GH¢	GOODS AND SERVICES GH¢	CAPITAL EXPENDITURE GH¢	TOTAL GH¢
MANAGEMENT & ADMINISTRATION	4,347,547.99	2,241,604.18	1,360,313.47	134,750.00	3,736,667.65
SOCIAL SERVICES DELIVERY	6,330,486.21	958,008.52	393,724.77	933,665.46	2,285,398.75
INFRASTRUCTURE DELIVERY AND MANAGEMENT	1,974,544.15	263,316.28	33,960.00	200,354.00	497,630.28
ECONOMIC DEVELOPMENT	868,427.18	684,369.60	3,000.00	0.00	687,369.60
ENVIRONMENTAL MANAGEMENT	24,000.00	0.00	11,117.60	0.00	11,117.60
<b>TOTAL</b>	<b>13,545,047.53</b>	<b>4,147,298.58</b>	<b>1,802,115.84</b>	<b>1,268,769.46</b>	<b>7,218,183.88</b>

Source: AyDA Financial Reports-2024




## 2024 KEY PROJECTS AND PROGRAMMES FROM ALL FUNDING SOURCES

No	Name of Project/Programme	Amount Budgeted GH¢	Actual Payment as at September 2024	Outstanding Payment GH¢
	<b>MANAGEMENT &amp; ADMINISTRATION</b>			
1.	Construction of DCE Bungalow at Coaltar (DACF)	298,770.15	178,707.07	120,063.09
	<b>SOCIAL SERVICES DELIVERY</b>			
2.	Construction of Information Communication Technology Centre (ICT) at Mfranta (DACF)	198,563.40	170,197.20	28,366.20
3.	Construction of 1No. 3-Units Classroom Block with Office, Store and Staff Common Room (DACF)	282,288.00	254,059.20	28,228.00
4.	Construction of 1No. Maternity Block at Dokrochiwa Health Centre (DACF-RFG)	430,717.00	387,645.30	43,071.70
5.	Construction of 1No. CHP's Compound with Mechanized Borehole at Kyekyewere (DACF-RFG)	549,000.00	0.00	549,000.00
6.	Construction of 1No. 3-Unit Classroom Block at Kwaboanta (DACF-RFG)	449,491.00	0.00	449,491.00
	<b>SUB-TOTAL</b>	<b>2,208,829.55</b>	<b>990,608.77</b>	<b>1,218,219.99</b>

## 2024 KEY PROJECTS AND PROGRAMMES FROM ALL FUNDING SOURCES

No	Name of Project/Programme	Amount Budgeted GH¢	Actual Payment as at September 2024	Outstanding Payment GH¢
	<b>SOCIAL SERVICES DELIVERY</b>			
7.	Support PWD beneficiaries with funds, Scholarships and Assistive Devices and Training PWD's in Income Generating Activities (DACF-PWD)	328,910.06	218,693.77	110,216.29
8.	Support for UNICEF Inter-Sectoral Social Service (ISS) Delivery (UNICEF-ISS)	50,000.00	25,000.00	25,000.00
	<b>INFRASTRUCTURE DELIVERY &amp; MANAGEMENT</b>			
9.	Drilling and mechanization of 5 no. borehole with overhead tank at Ayibontey, Amanase, Ningo, Obowansane, Yawbaahkrom (DACF-RFG)	335,007.00	0.00	335,007.00
10.	Reshaping of Roads District Wide – (IGF & DACF)	374,356.00	195,004.00	179,352.00
	<b>SUB-TOTAL</b>	<b>1,088,273.06</b>	<b>438,697.77</b>	<b>649,575.29</b>
	<b>TOTAL</b>	<b>3,297,102.61</b>	<b>1,429,306.54</b>	<b>1,867,795.28</b>

Source: AyDA 2024 Annual Progress Report



# **NON-FINANCIAL PERFORMANCE BY PROGRAMMES**



# KEY ACHIEVEMENTS (2024)

## P1. MANAGEMENT AND ADMINISTRATION

1. Internally Generated Funds increased as compared to last year during the same period. This improvement occurred due to the implementation of the 20244 RIAP and operation of the Districts court which aided in the collection of revenue from rate defaulters. (GH¢ 1,245,957.74).

## P2. SOCIAL SERVICES DELIVERY

1. Distributed 800 Dual Desks to Schools in the District. (IGF, DACF & DACF-MP).
2. Constructed 1No. Information Communication Technology Centre (ICT) at Mfranta. (DACF).
3. Constructed 1No. 3-Unit Classroom Block with Office, Store and Staff Common Room at Coaltar (DACF).
4. Constructed 1No. 3-Unit Classroom block with office, Store and 3-seater KVIP Toilet, 75No. Dual desk furniture, 5No. Teachers table and 9No. Chairs at Kwadjo Fosu (DACF).
5. Constructed 1No. 3-Unit Classroom Block at Achiansa (Donor/DACF).
6. Supported 142 PWD's beneficiaries with Funds and Training for income generating activities, Educational Support for 18 Beneficiaries, 22 Organizational Support, 7 Beneficiaries of Items and Assistive Devices and 2 beneficiaries with Medical Support.
7. Organized District Child Labour Day on the World Day Against Child Labour.
8. Educated and Screened 1,508 Food Operators on food safety and environmental sanitation.





# KEY ACHIEVEMENTS (2023) Cont'd.....

## **P3. INFRASTRUCTURE DELIVERY AND MANAGEMENT**

1. Prepared 2No. Street Names and Local Plans (Layout) for Asuboi Township.
2. Reshaped of Roads District Wide – 28 Kilometers (IGF & DACF).

## **P4. ECONOMIC DEVELOPMENT**

1. Received and distributed 35,196 Oil Palm and 4,000 Coconut seedlings to 267 male and 36 female farmers in the District covering 666 acres of farm land.
2. Organized Sustainable Agroecology Project – Community Based Agroecology Training Research, Extension & Linkage Committee Meeting (RELC).
3. Inspected twenty-five (25) Agrochemical shops to conform with existing rules and regulations.
4. Identified and controlled diseased Pepper and Okra Plant farms.



# KEY ACHIEVEMENTS IN PICTURES (2024)

## 1. CONSTRUCTED 1NO. INFORMATION COMMUNICATION TECHNOLOGY CENTRE (ICT) AT MFRANTA. (DACF)





## KEY ACHIEVEMENTS IN PICTURES (2024)

### 2. CONSTRUCTED 1NO. 3-UNIT CLASSROOM BLOCK WITH OFFICE, STORE AND STAFF COMMON ROOM AT COALTAR R/C - (DACF)



## KEY ACHIEVEMENTS IN PICTURES (2024)

**3. CONSTRUCTED 1NO. 3-UNIT CLASSROOM BLOCK WITH OFFICE, STORE & 3-SEATER KVIP TOILET, 75NO. DUAL DESK, 5NO. TEACHERS TABLE AND 9NO. CHAIRS AT KWADJO FOSU**





# KEY ACHIEVEMENTS IN PICTURES (2024)

## 4. CONSTRUCTED 1NO. 3-UNIT CLASSROOM BLOCK AT ACHIANSA (DONOR//DACF)





# KEY ACHIEVEMENTS IN PICTURES (2024)

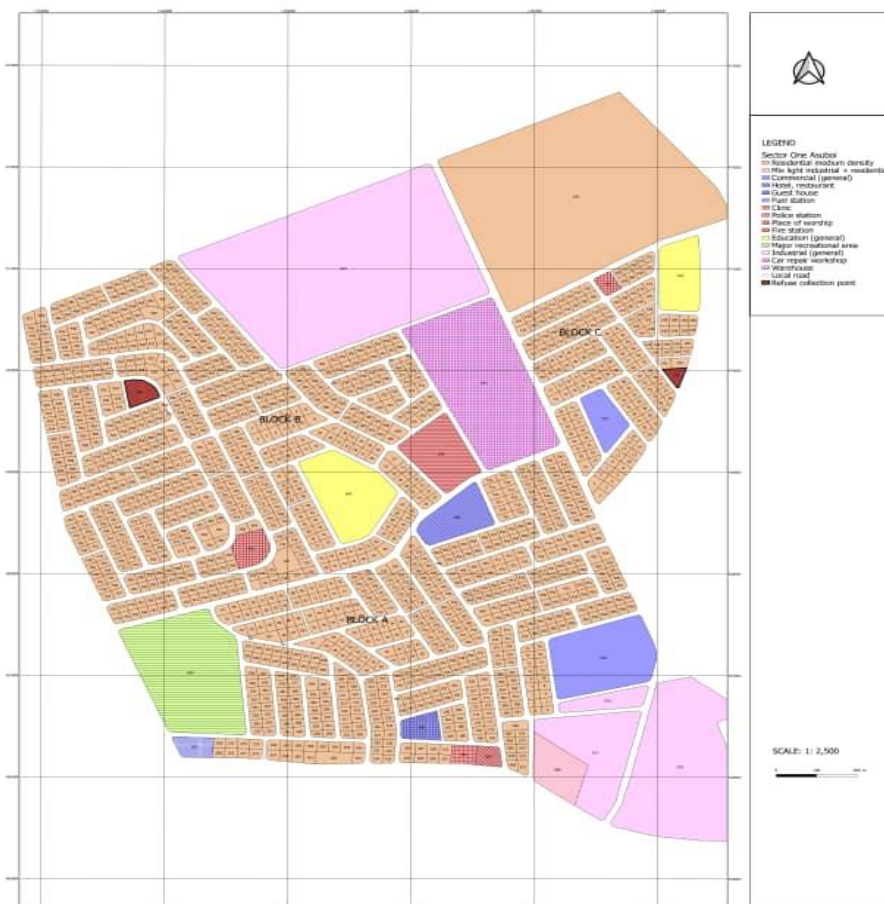
## 5. ORGANIZED DISTRICT CHILD LABOUR DAY ON THE WORLD DAY AGAINST CHILD LABOUR.



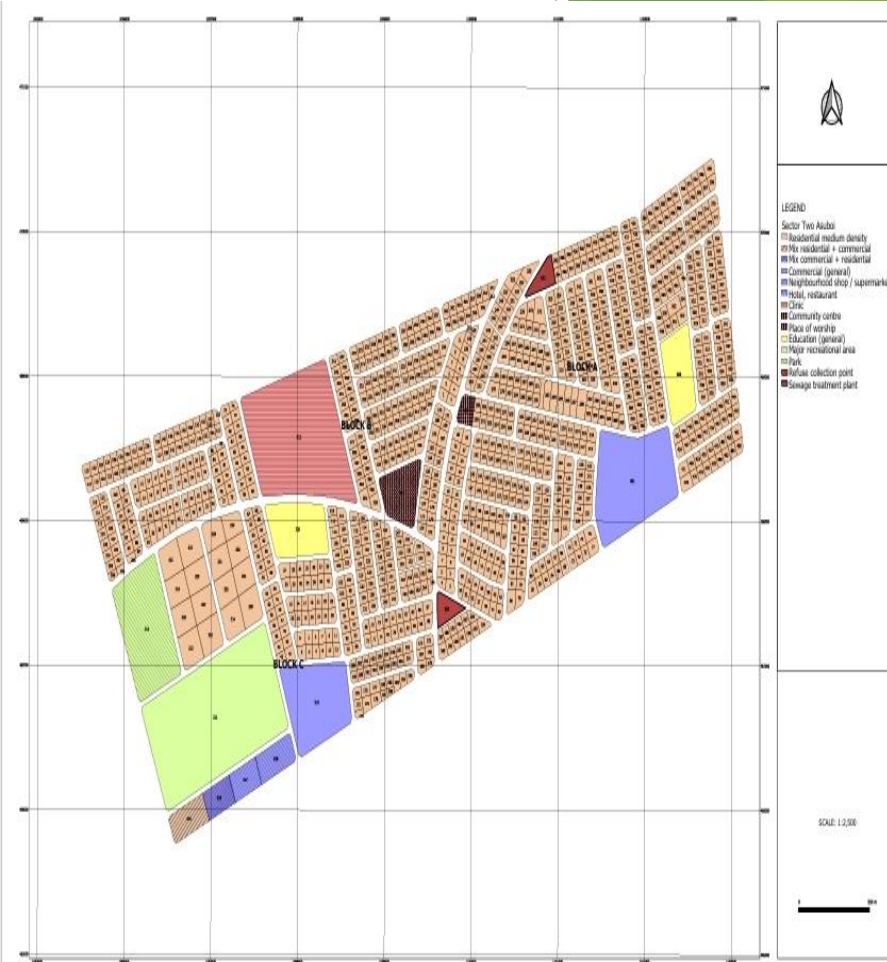


# KEY ACHIEVEMENTS IN PICTURES (2024)

## 6. PREPARED STREET NAMES AND LOCAL PLAN (LAYOUT) FOR ASUBOI TOWNSHIP.



ASUBOI RESIDENTIAL SECTOR ONE LOCAL PLAN  
AYENSUANO DISTRICT ASSEMBLY



ASUBOI RESIDENTIAL SECTOR TWO LOCAL PLAN



# KEY ACHIEVEMENTS IN PICTURES (2024)

## 7. ORGANIZED SUSTAINABLE AGROECOLOGY PROJECT – COMMUNITY BASED AGROECOLOGY TRAINING RESEARCH, EXTENSION & LINKAGE COMMITTEE MEETING (RELK)





# POLICY OUTCOME INDICATORS AND TARGETS

Outcome Indicator	Outcome Indicator Description	Unit of Measurement	Previous Year’s Performance (2023)		Current Year’s Actual Performance (2024)	
			Target	Actual	Target	Actual As At September
Management and Administration						
Revenue Growth Rate	Percentage increase in internally generated fund (IGF) compared to previous years	Percentage change in IGF generated	7.91%	-7.36%	86.87%	75.76%
Social Services Delivery						
Number of CHPS constructed	Total number of CHPS built to provide healthcare services	Number CHPS Compounds constructed	0	0	3	1
Number of classrooms constructed	Total number of classrooms built to provide access to learning environment	Number of classroom blocks constructed	2	-	4	3
Number of furniture pieces distributed	Total number of furniture pieces provided to schools	Number of furniture distributed to Schools	400	600	500	800
Infrastructure Service Delivery and Management						
Number of roads improved	Number of roads reshaped/upgraded to all-weather standards	Number of km of Feeder Roads reshaped	150Km	210Km	110Km	84Km
Travel time reduction	Average travel time saved	Reduced/Changed in Travel time (minutes/hours)	1.hr	0.55hr	1hr	0.45hr

# SANITATION BUDGET PERFORMANCE

Liquid Waste			
No	Name of Activity/Project	Budget GH¢	Actual as at September 2024
1.	Fumigation	161,000.00	0.00
2.	Rehabilitate existing toilet facilities District wide.	62,000.00	0.00
3.	Encouraging the construction of household latrines in selected Communities	95,000.00	0.00
	<b>TOTAL</b>	<b>318,000.00</b>	<b>0.00</b>
Solid Waste			
No	Name of Activity/Project	Budget GH¢	Actual as at September 2024
1.	Purchase of Sanitary Tools	26,500.00	3,679.99
2.	Management of waste at landfill site (Leveling & Pushing)	120,000.00	65,000.00
3.	Sanitation Improvement package	62,000.00	60,350.00
	<b>TOTAL</b>	<b>208,500.00</b>	<b>129,029.99</b>


# DONOR PARTNER SUPPORTED PROGRAMMES

UNICEF-ISS PROGRAMMES			
No	Name of Activity/Project	Budget GH¢	Actual as at September 2024
1.	Training of Staff & Stakeholders (CHRAJ, GHS, NCCE, GES, DOVVSU, NGO/CSOs, Traditional Leaders, FBOs etc) on use of CP Toolkits	8,000.00	4,000.00
2.	Conduct 2 Review Meetings with stakeholders & partners on Child Protection and ISS to enhance inter-sectoral collaboration	8,000.00	4,000.00
3.	Community Engagement with child Protection Toolkits in 40 communities tackling child Abuse, Adolescent Health And "Boys and Girls Roles"	10,000.00	5,000.00
4.	Outreach visits to communities with LEAP households	3,000.00	1,500.00
5.	Follow-up on child protection/SGBV cases in Ayensuano District and strengthen Referral And Linkage Services for clients	5,000.00	2,500.00
6.	Identification and follow-up on delinquent/truant school children to improve enrolment/ retention	3,000.00	1,500.00
7.	Strengthen care giving, reunification and foster home services for vulnerable children	3,000.00	1,500.00
8.	Strengthen/Form new Community Child Protection Committees (CCPCs) in five communities	5,000.00	2,500.00
9.	Procure office Equipment & stationery to enhance office Administrative Activities	5,000.00	2,500.00
	<b>TOTAL</b>	<b>50,000.00</b>	<b>25,000.00</b>



# DONOR PARTNER SUPPORTED PROGRAMMES

SAFETY NET			
No	Name of Activity/Project	Budget GH¢	Actual as at September 2024
1.	Project Monitoring and Evaluation	10,000.00	6,018.00
2.	Cost of opening bids for Ghana Productive Safety Net Project	5,000.00	2,000.00
3.	Construction of 3.0Km of Feeder Roads from Teacher Mante – Nodjo	3,678,000.00	0.00
4.	Construction of 1 No. four unit staff Quarters with a mechanized borehole at Coaltar	568,000.00	0.00
5.	20 Acres of Cocoanut Plantation at Appau Wawase	611,420.00	0.00
6.	20 – 25 Acres of Oil Palm Plantation at Kofi Pare	642,395.00	0.00
	<b>TOTAL</b>	<b>5,514,815.00</b>	<b>8,018.00</b>



# GOVERNMENT FLAGSHIP PROJECTS/PROGRAMMES FOR 2024 (SUPPORT)

No	Types of Flagship Project/Programme	Name of Activity/Project	Budget GH¢	Actual as at September 2024
1.	District Road Improvement Program - DRIP	National and Regional Lunching of DRIP at Accra and Koforidua respectively. (IGF)	3,520.00	3,520.00
2.	District Road Improvement Program - DRIP	Transportation Cost for DRIP Field Officers to 13 Selected Communities within the District (IGF)	2,000.00	2,000.00
3.	District Road Improvement Program - DRIP	Procurement of High-Pressure Washer for DRIP Machines (IGF)	3,675.00	3,675.00
4.	District Road Improvement Program - DRIP	Procurement of road construction materials (DACF)	300,000.00	0.00
5.	District Road Improvement Program - DRIP	Maintenance and Repairs of DRIP Trucks, Pee Loader, Grader, Water Tanker and Concreate Mixing Machines (DACF)	300,000.00	0.00
6.	District Road Improvement Program - DRIP	Purchases of Fuel and Lubricant s for DRIP Equipment (DACF)	400,000.00	0.00
7.	District Road Improvement Program - DRIP	Special Allowances for Machine and Equipment Operators (DACF)	300,000.00	5,000.00
	<b>TOTAL</b>		<b>1,309,195.00</b>	<b>14,195.00</b>



# OUTLOOK FOR 2025



# AYENSUANO DISTRICT ASSEMBLY ADOPTED POLICY OBJECTIVES FOR 2025

FOCUS AREA	ADOPTED POLICY OBJECTIVE	BUDGET ALLOCATION GHC
Local Government and Decentralization	17.1 Strengthen Domestic Resources mobilization to improve capacity for revenue collection	
Local Government and Decentralization	17.8 Enhance capacity building support to Developing Countries to increase data availability	
Local Government and Decentralization	16.9 Provide legal identity for all, including birth registration	
Peace, Justice and Strong Institutions	16.6 Develop Effective, Accountable and Transparent Institutions at all levels	
Basic and Quality Education	4.1 Ensure free, equitable and quality education for all by 2023	
Good Health and Well-Being	3.8 Achieve Universal Health coverage, including financial risk protection, access to quality health-care services	



# AYENSUANO DISTRICT ASSEMBLY ADOPTED POLICY OBJECTIVES FOR 2025

FOCUS AREA	ADOPTED POLICY OBJECTIVE	BUDGET ALLOCATION GHC
Social Protection	1.3 Implement appropriate social protection systems and measures	
Clean Water and Sanitation	6.b Support and Strengthen local communities in water and sanitation management	
Transport Infrastructure: Road, Rail, Water and Air	9.1 Develop quality, sustainable and resilient infrastructure to support economic development and human well-being	
Agriculture and Rural Development	2.4 Ensure sustainable food production system, implement resilient and regenerative agricultural practices	
Agriculture and Rural Development	8.5 Achieve full and productive employment and decent work for all	
Environmental Protection	13.1 Strengthen resilient and adaptive capacity to climate related hazards and natural disaster	
<b>TOTAL</b>		





# POLICY OUTCOME INDICATORS AND TARGETS

Outcome Indicator	Outcome Indicator Description	Unit of Measurement	Baseline (2023)		Current Year (2024)		Budget Year (2025)	Indicative Year (2026)	Indicative Year (2027)	Indicative Year (2028)
			Target	Actual	Target	Actual as at September	Target	Target	Target	Target
Management and Administration										
Local Governance and Decentralization	Increased internally generated fund (IGF)	Percentage change in IGF generated	7.91%	-7.36%	86.87%	75.76%	-31.99%	10.01%	15.00%	15.00%
Social Services Delivery										
Basic and Quality Education	Increased access to quality basic education	Number of classroom blocks constructed	2	-	4	3	1	1	1	1
		Number of furniture distributed to Schools	400	600	500	800	600	600	600	600



# POLICY OUTCOME INDICATORS AND TARGETS

Outcome Indicator	Outcome Indicator Description	Unit of Measurement	Baseline (2023)		Current Year (2024)		Budget Year (2025)	Indicative Year (2026)	Indicative Year (2027)	Indicative Year (2028)
			Target	Actual	Target	Actual as at September	Target	Target	Target	Target
Social Services Delivery										
Good Health and Well-Being	Improved access to quality Health Care Delivery	Number CHPS Compound constructed	0	0	3	1	2	2	2	2
Infrastructure Service Delivery and Management										
Transport Infrastructure	Improved condition of road network in the District	Number of Km of Feeder roads reshaped	150Km	210Km	110Km	84Km	110Km	110Km	110Km	110Km
		Reduced/Changed in Travel time	1.hr	0.55hr	1hr	0.45hr	0.30Hr	0.30Hr	0.30Hr	0.30Hr



## 2025-2028 REVENUE PROJECTIONS – IGF ONLY

ITEM	2024		2025	2026	2027	2028
	Budget GHC	Actual As At September	Projection GHC	Projection GHC	Projection GHC	Projection GHC
Property Rate	30,000.00	15,481.00	50,800.00	55,885.08	64,267.84	73,908.02
Basic Rates	500.00	240.00	5,000.00	5,500.50	6,325.58	7,274.41
Fees	248,000.00	308,460.21	214,190.00	235,630.42	270,974.98	311,621.23
Fines	27,000.00	20,724.10	11,000.00	12,101.10	13,916.27	16,003.70
Licenses	451,280.00	304,236.22	639,927.00	703,983.69	809,581.25	931,018.43
Land	310,000.00	296,516.21	2,000.00	2,200.20	2,530.23	2,909.76
Rent	5,000.00	300.00	10,040.00	11,045.00	12,701.75	14,607.02
<b>Sub-Total</b>	<b>1,071,780.00</b>	<b>945,957.74</b>	<b>932,957.00</b>	<b>1,026,346.00</b>	<b>1,180,297.90</b>	<b>1,357,342.58</b>
Donation Received	300,000.00	300,000.00	0.00	0.00	0.00	0.00
Royalties	0.00	0.00	0.00	0.00	0.00	0.00
<b>TOTAL</b>	<b>1,371,780.00</b>	<b>1,245,957.74</b>	<b>932,957.00</b>	<b>1,026,346.00</b>	<b>1,180,297.90</b>	<b>1,357,342.58</b>

*The 2025 revenue projection has arrears of fees, licenses, unassessed property rate as a results of defaulting rate payers and other revenue owed the Assembly which we hope to vigorously collect now that we have constructed a District Court Complex and foremost implementing our revenue strategies for the fiscal year.*



## 2024-2027 REVENUE PROJECTIONS – ALL REVENUE SOURCES

ITEM	2024		2025	2026	2027	2028
	Budget GH¢	Actual As At August	Projection GH¢	Projection GH¢	Projection GH¢	Projection GH¢
IGF	1,371,780.000	1,245,957.74	932,957.00	1,026,346.00	1,180,297.90	1357342.579
Compensation Transfer	3,508,582.17	4,048,706.29	6,961,242.10	6,961,242.10	6,961,242.10	6,961,242.10
Goods and Services Transfer	93,500.00	0.00	101,500.00	101,500.00	101,500.00	101,500.00
Assets Transfer	0.00	0.00	0.00	-	-	-
DACF-Assembly	3,295,404.30	665,697.72	4,227,500.00	4,227,500.00	4,227,500.00	4,227,500.00
DACF-MP	800,000.00	734,214.41	500,000.00	500,000.00	500,000.00	500,000.00
DACF-PWD	328,910.06	181,204.72	222,500.00	222,500.00	222,500.00	222,500.00
DACF-RFG	2,559,971.00	1,806,006.00	1,450,000.00	1,450,000.00	1,450,000.00	1,450,000.00
UNICEF-ISS	1,586,900.00	50,000.00	50,000.00	50,000.00	50,000.00	50,000.00
MAG (Donor)	0.00	0.00	0.00	-	-	-
<b>TOTAL</b>	<b>13,545,047.53</b>	<b>8,731,786.88</b>	<b>14,445,699.10</b>	<b>14,539,088.10</b>	<b>14,693,040.00</b>	<b>14,870,084.68</b>



## NEW KEY STRATEGIES FOR 2025 IGF GENERATION (RIAP)

Objective	Activities/ Strategies	Quarter				Expected Output	Estimated Cost GHC	Funding Source	Implementa tion Agency	Collabora tors
		1 QTR	2 QTR	3 QTR	4 QTR					
<b>Ensure efficient internal revenue generation and transparency in the local resources management by 2025</b>	Printing of Business Operating Permit bills	X				Improve Revenue Mobilization	5,000.00	IGF	Finance Dept./Budget /MIS Unit	Stakeholders
	Maintenance and repair of IT equipment		X		X	Improve Life-Span of equipment for Bills printing	8,000.00	IGF	MIS Unit	Procurement
	Carry out maintenance on Official vehicles	X	X	X	X	Improve life span of vehicles and their effectiveness for revenue mobilization	20,000.00	DACF	ADM./Transport Officer	Procurement/ Mechanics
	Undertake revenue sensitization for rate payers on revenue mobilization	X	X	X	X	Awareness creation to the public on the need to pay tax by Dec. 2025	10,000.00	IGF/GoG	Finance Dept./ADM./ Budget	Central Admin/ Stakeholders/ Community Centres
	Validation and Distribution of Business Operating Permit bills	X	X			Increase local level revenue and other fees by Dec. 2025	10,000.00	IGF	Finance Dept./Budget /MIS Unit	Stakeholders
	Monitor revenue collection quarterly.	X	X	X	X	To improve security and Revenue in the District by Dec. 2025	5,000.00	IGF	Audit Finance Unit/	Revenue Collectors

## NEW KEY STRATEGIES FOR 2025 IGF GENERATION (RIAP)

Objective	Activities/ Strategies	Quarter				Expected Output	Estimated Cost GHC	Funding Source	Implementa tion Agency	Collabora tors
		1 QTR	2 QTR	3 QTR	4 QTR					
<b>Ensure efficient internal revenue generation and transparency in the local resources management by 2025</b>	Organize and Collect Data for Revenue Items		X			Enhance reliable data on revenue items to improve IGF	15,500.00	IGF/DACF	Budget/Finance/ MIS Unit/ Physical Planning	Stakeholders
	Organize SAT and Technical Planning Meetings to Approve Building Permits	X	X	X	X	Revenue from Lands to be increased by Dec. 2025	24,000.00	DACF	Physical Planning/Works	Stakeholders/ Revenue Collectors
	Carry Out Sensitization and Education to improve upon the Permitting System	X		X		Awareness creation to the public on the need to pay tax by Dec. 2025	4,000.00	IGF/GOG	Physical Planning/Works	Community Centres / Rate Payers
	<b>TOTAL</b>						<b>101,500.00</b>			
	<b>SUMMARY OF 2025 REVENUE IMPROVEMENT ACTION PLAN (RIAP)</b>									
	Activities and Strategies in detailed plan	X	X	X	X	Strengthen Domestic Resources mobilization to improve capacity for revenue collection	101,500.00	IGF/GoG/ DACF	AyDA	Management, Staffs, Area Councils, Stakeholders, Opinion Leaders



## EXPENDITURE BY BUDGET PROGRAMME AND ECONOMIC CLASSIFICATION - ALL FUNDING SOURCES


BUDGET PROGRAMME	AMOUNT GH¢			TOTAL GH¢
	COMPENSATION OF EMPLOYEES	GOODS & SERVICE	CAPITAL EXPENDITURE	
MANAGEMENT AND ADMINISTRATION				
SOCIAL SERVICE DELIEVRY				
INFRASTRUCTURE DELIVERY AND MANAGEMENT				
ECONOMIC DEVELOPMENT				
ENVIRONMENTAL MANAGEMENT				
<b>TOTAL</b>				

*Notes: Expenditure for the Environmental Health related activities are captured under Social Services Delivery, whereas Environmental Management captures activities under Disaster Prevention and Management (NADMO).*



## GOVERNMENT FLAGSHIP PROJECTS/PROGRAMMES FOR 2025 (SUPPORT)

No	Types of Flagship Project/Programme	Name of Activity/Project	Budget GH¢	Actual as at September 2024
1.	Planting for Export and Rural Development-PERD	Purchase 5,500 coconut seedlings	75,000.00	DACF
2.	Planting for Export and Rural Development-PERD	Oil palm nuts (germination)	35,000.00	DACF
3.	Planting for Export and Rural Development-PERD	Transportation for nuts	10,000.00	DACF
4.	Planting for Export and Rural Development-PERD	Purchase of nursing bags	3,500.00	DACF
5.	Planting for Export and Rural Development-PERD	Filling of nursing bags	5,117.75	DACF
6.	Planting for Export and Rural Development-PERD	Labour (care)	4,000.00	DACF
7.	Planting for Export and Rural Development-PERD	Raising of shade	3,000.00	DACF
8.	Planting for Export and Rural Development-PERD	Supervision/Monitoring (Fuel)	3,500.00	DACF
	<b>TOTAL</b>		<b>139,117.75</b>	






## GOVERNMENT FLAGSHIP PROJECTS/PROGRAMMES FOR 2025 (SUPPORT)

No	Types of Flagship Project/Programme	Name of Activity/Project	Budget GH¢	Actual as at September 2024
1.	District Road Improvement Program - DRIP	Procurement of road construction materials (DACF)	300,000.00	DACF
2.	District Road Improvement Program - DRIP	Maintenance and Repairs of DRIP Trucks, Pee Loader, Grader, Water Tanker and Concreate Mixing Machines (DACF)	300,000.00	DACF
3.	District Road Improvement Program - DRIP	Purchases of Fuel and Lubricant s for DRIP Equipment (DACF)	400,000.00	DACF
4.	District Road Improvement Program - DRIP	Special Allowances for Machine and Equipment Operators (DACF)	300,000.00	DACF
	<b>TOTAL</b>		<b>1,300,000.00</b>	




## KEY PROJECTS FOR 2024 AND CORRESPONDING COST AND JUSTIFICATION

SOCIAL SERVICES DELIVERY							
SP2.1 EDUCATION, YOUTH AND SPORTS SERVICES							
KEY PROJECTS ONLY	IGF (GH¢)	GOG (GH¢)	DACF (GH¢)	DACF-RFG (GH¢)	Donor (GH¢)	Total Budget (GH¢)	JUSTIFICATION
1. Construction of Information Communication Technology (ICT)-Mfranta			159,722.29	38,841.11		198,563.40	Improve quality of teaching and learning
2. Construction of 1No. 3-Units Classroom Block with auxiliary facilities - Coaltar			62,928.50			62,928.50	Increase access to Education facilities, teaching and learning
3. Construction of 6-unit classroom block, Kyenku Larbi			123,171.64			123,171.64	Increase access to Education facilities
4. Construction of 3Units Classroom block with auxiliary facilities, 75No 5esks and Teachers table & chairs at Kwadjo Fosu			219,117.15			219,117.15	Increase access to Education facilities, teaching and learning
6. Construction of 6-unit classroom block at Achiansa – (S.I.F.)			110,000.00			110,000.00	Increase access to Education facilities, teaching and learning
s. Construction of 1No. Semi detached self contain Teachers Bungalow-Coaltar			115,447.76			115,447.76	Improve accommodation for teachers
SOCIAL SERVICES DELIVERY							
SP2.2 PUBLIC HEALTH SERVICES AND MANAGEMENT							
7. Renovation works at Dorkochiwa Health Centre				166,000.00		42166,000.00	Increase access to healthcare facilities



## KEY PROJECTS FOR 2024 AND CORRESPONDING COST AND JUSTIFICATION

SP2.2 PUBLIC HEALTH SERVICES AND MANAGEMENT							
KEY PROJECTS ONLY	IGF (GH¢)	GOG (GH¢)	DACF (GH¢)	DACF-RFG (GH¢)	Donor (GH¢)	Total Budget (GH¢)	JUSTIFICATION
8. Construction of community clinic and nurses quarter with mechanized borehole, Poly tank - Kyekyewere (S.I.F.)			110,000.00			110,000.00	Increase access to healthcare facilities
9. Construction of 1No. Maternity Block and supply of 5. No. beds at Dorkochiwa Health Centre				548,586.00		548,586.00	Increase access to healthcare facilities
INFRASTRUCTURE DELIVERY AND MANAGEMENT							
SP3.1 PHYSICAL AND SPATIAL PLANNING DEVELOPMENT							
10. Undertake Street Naming and Property addressing exercise in 5 communities			140,000.00			140,000.00	Enhance revenue collection and Human Settlement
11. Prepare 3No. Local Plans for fast developing areas			170,500.00			170,500.00	Enhance monitoring of Human Settlement
SP3.2 PUBLIC WORKS , RURAL AND WATER MANAGEMENT							
12. Reshaping of roads District Wide	100,000.00		200,000.00			300,000.00	Improve access to Safe-accessible road
13. Construction of 0.9m 3 No. culvert and construction of 3 No. 1.2m U culvert- Dorkochiwa, Coaltar, Afomkrom (S.I.F.)	78,496.00					78,496.00	Improve drainage systems in the district
<b>TOTAL</b>	<b>178,496.00</b>	<b>0.00</b>	<b>1,410,887.34</b>	<b>753,427.11</b>	<b>0.00</b>	<b>2,342,810.45</b>	



# SANITATION BUDGET

Liquid Waste		
No	Name of Activity/Project	Budget (GH¢)
1.	Fumigation	95,000.00
2.	Rehabilitate existing toilet facilities District wide.	100,000.00
3.	Support the construction of household latrines in selected Communities (construction materials)	55,000.00
	<b>TOTAL</b>	<b>250,000.00</b>
Solid Waste		
No	Name of Activity/Project	Budget (GH¢)
1.	Purchase of Sanitary Tools	21,100.00
2.	Management of waste at landfill site (Leveling & Pushing)	96,000.00
3.	Sanitation Improvement package	80,000.00
	<b>TOTAL</b>	<b>197,100.00</b>



# DONOR PARTNER SUPPORTED PROGRAMMES

UNICEF-ISS PROGRAMMES		
No	Name of Activity/Project	Budget GH¢
1.	Support for Day Care Monitoring Activities in the District	3,000.00
2.	Organise a refresher training for Staff & Stakeholders (CHRAJ, GHS, NCCE, GES, DOVVSU, NGO/CSOs, Traditional Leaders, FBOs etc) on ISSOPs, Case Management and use of CP Toolkits	6,000.00
3.	Conduct 2 Review Meetings with stakeholders & partners on Child Labour, Child Protection and ISS to enhance inter-sectoral collaboration	5,000.00
4.	Conduct Community Engagement using the Child Protection Toolkits in 50 communities tackling Child Labour, Parenting, Child Abuse, Adolescent & Mental Health, "Boys and Girls Roles", etc.	8,000.00
5.	Outreach visits to communities with LEAP households	3,000.00
6.	Follow-up on child protection, Child Labour, SGBV & other child protection cases, and strengthen Referral And Linkage Services for clients	5,000.00
7.	Identification and follow-up on delinquent/truant school children to improve enrolment/retention	2,000.00
	<b>Sub-Total</b>	<b>32,000.00</b>



# DONOR PARTNER SUPPORTED PROGRAMMES

UNICEF-ISS PROGRAMMES		
No	Name of Activity/Project	Budget GH¢
8.	Strengthen care giving, reunification and foster home services for vulnerable children	2,000.00
9.	Strengthen/ form new Community Child Protection Committees (CCPCs) in 5 communities	5,000.00
10.	Collaborate with Police, CCPCs and key stakeholders to apprehend and profile children/ parents/caregivers identified engaging in child labour on market days, and manage cases	1,000.00
11.	Engage community/ Traditional/ Religious leaders to enhance identification and reporting of child labour/ child protection cases	2,000.00
12.	Train community/traditional/religious leaders and other actors on the use of the Child Protection Community Facilitation Toolkits	2,000.00
13.	Celebration of World Day Against Child Labour, and other international days of significance	1,000.00
14.	Procure office Furniture, Equipment & stationery to enhance office Administrative Activities	5,000.00
	<b>Sub-Total</b>	<b>18,000.00</b>
	<b>TOTAL</b>	<b>50,000.00</b>



# DONOR PARTNER SUPPORTED PROGRAMMES

## SAFETY NET

No	Name of Activity/Project	Budget GHC
1.	Project Monitoring and Evaluation	10,000.00
2.	Construction of 3.0Km of Feeder Roads from Teacher Mante – Nodjo	3,678,000.00
3.	Construction of 1 No. four unit staff Quarters with a mechanized borehole at Coaltar	568,000.00
4.	20 Acres of Cocoanut Plantation at Appau Wawase	611,420.00
5.	20 – 25 Acres of Oil Palm Plantation at Kofi Pare	642,395.00
	<b>TOTAL</b>	<b>5,509,815.00</b>



# CONCLUSION

In conclusion Mr. Chairman, the Ayensuano District Assembly has resolved going forward to implement forcefully its vision of being the most effective and efficient local governance unit in Ghana by promoting development for the citizens in the District.

Of course, Mr. Chairman, this would be achieved when the resources as projected through this Composite Budget would be released timely to execute our projects and operations for the year 2025.

Finally, Mr. Chairman, we would like to assure your good self and your able Panel Members that our role in mobilizing resources internally would not be overlooked as well.

We are most grateful to the District Budget Committee Members for their suggestions, contributions and above all their encouragement in putting together this document for presentation. **“Together we build”** as our motto says.

May God bless us all!





# **ATTACHMENT**

- DATA ON STORES AND STALLS**
- COMPENSATION OF EMPLOYEES**



# SUMMARY ON DATA OF STORES AND STALLS

SN	MARKET AREA	STORES ALLOCATED	RENT PER MONTH (GH¢)	RENT PER ANNUM (GH¢)	REMARKS
1.	Amanase Market Stores	101	1,212.00	14,544.00	Rented Out
2.	Anum Apapam Market Stores	62	744.00	8,928.00	Rented Out
	<b>TOTAL</b>	<b>163</b>	<b>1,956.00</b>	<b>23,472.00</b>	



# NUMBER OF MARKET STORES AND STALLS

SN	Name of Store Owner	Store No.	Rent Per Month	Rent Per Annum	Contact	Remarks
	<b>AMANASE MARKET STORES</b>					
1	Victoria Wayo	AyDA MKT 001	12.00	144.00	0555505204	Occupied
2	Victoria Wayo	AyDA MKT 002	12.00	144.00	0555505204	Occupied
3	Daniel Asare	003	12.00	144.00	0542331455	Occupied
		004	12.00	144.00		
		005	12.00	144.00		
		006	12.00	144.00		
4	Rebecca Tetteh	008	12.00	144.00	0549572865	Occupied
5	Joshua Nabil	010	12.00	144.00	0558180053	Occupied
6	Mary Koranteng	011	12.00	144.00	0592980794	Occupied
7	Alex Tetteh	012	12.00	144.00	0245107816	Occupied
8	Ama	013	12.00	144.00		Occupied
9	Comfort Abbey	014	12.00	144.00		Occupied
10	Mary Attah	015	12.00	144.00		Occupied
11	Rebecca Worgu	016	12.00	144.00	0552576817	Occupied

## NUMBER OF MARKET STORES AND STALLS

SN	Name of Store Owner	Store No.	Rent Per Month	Rent Per Annum	Contact	Remarks
	<b>AMANASE MARKET STORES</b>					
12	Auntie Dora	017	12.00	144.00		Occupied
13	Cynthia Asabea	018	12.00	144.00	0248205826	Occupied
14	Evelyn Tenkorang	019	12.00	144.00	0243949762	Occupied
15	Esther Nartey	021	12.00	144.00	0240864027	Occupied
16	Lydia Anyaa	023	12.00	144.00	0595271100	Occupied
17	Faustina Opare	024	12.00	144.00	0555221347	Occupied
18	Saketey Rebecca	025	12.00	144.00	0242870398	Occupied
19	Christina Larbi	026	12.00	144.00	0546943045	Occupied
20	Evelyn Opare Larbi	027	12.00	144.00		Occupied
21	Cynthia	028	12.00	144.00		Occupied
22	Agness Offeibea	029	12.00	144.00	0554289040	Occupied
23	Joyce Awatey	030	12.00	144.00	0544868690	Occupied
24	Emma Anapopomea	031	12.00	144.00	0544662230	Occupied
25	Augustina Achea	032	12.00	144.00	0247275031	Occupied

## NUMBER OF MARKET STORES AND STALLS

SN	Name of Store Owner	Store No.	Rent Per Month	Rent Per Annum	Contact	Remarks
	<b>AMANASE MARKET STORES</b>					
26	Evelyn Addo	033	12.00	144.00	0246066678	Occupied
27	Augustina Awuzey	034	12.00	144.00	0209363616	Occupied
28	Theodora Tetteh	035	12.00	144.00	0241883733	Occupied
29	Cece Yaa	036	12.00	144.00	0542533713	Occupied
30	Sandra Mantey	037	12.00	144.00	0552727496	Occupied
31	Agness Sackey	038	12.00	144.00		Occupied
32	Janet Maku	039	12.00	144.00	0543426350	Occupied
33	Joyce Koomson	040	12.00	144.00	0246442902	Occupied
34	Comfort Appiah	041	12.00	144.00	0275805084	Occupied
35	Queen Mother	042	12.00	144.00		Occupied
36	Narkie	045	12.00	144.00	0246032321	Occupied
37	Mako	046	12.00	144.00	0543542109	Occupied
38	Rose Atikah	047	12.00	144.00		Occupied
39	Rita Narh	048	12.00	144.00	0549378836	Occupied

## NUMBER OF MARKET STORES AND STALLS

SN	Name of Store Owner	Store No.	Rent Per Month	Rent Per Annum	Contact	Remarks
	<b>AMANASE MARKET STORES</b>					
40	Juliana Bokoe	050	12.00	144.00	0272766220	Occupied
41	Sosi Makpo	051	12.00	144.00	0242448001	Occupied
42		052	12.00	144.00		Vacant
43	Juliana Partei	053	12.00	144.00	0249796185	Occupied
44	Aforley Kole	054	12.00	144.00		Occupied
45	Mary Amiley	055	12.00	144.00	0545230378	Occupied
46	Victoria Sackyibea	056	12.00	144.00	0243072440	Occupied
47	Cynthia Teinoi	057	12.00	144.00	0552217441	Occupied
48	Doris Abam	058	12.00	144.00	0552217441	Occupied
49	Helen Sackey	059	12.00	144.00	0545344316	Occupied
50	Christiana Nartey	060	12.00	144.00	0246887745	Occupied
51	Comfort Ahiabile	061	12.00	144.00	0248705120	Occupied
52	Elizabeth Dovor	062	12.00	144.00	0556618496	Occupied
53	Rose Akakpo	063	12.00	144.00	0542880142/055 1634744	Occupied

## NUMBER OF MARKET STORES AND STALLS

SN	Name of Store Owner	Store No.	Rent Per Month	Rent Per Annum	Contact	Remarks
	<b>AMANASE MARKET STORES</b>					
54	Janet Asare	064	12.00	144.00	0245364659	Occupied
55	Florence Anyah	065	12.00	144.00	0245887009	Occupied
56	Soka Comfort	066	12.00	144.00	0556618496	Occupied
57	Margert Serwaa	067	12.00	144.00	0544078403	Occupied
58	Margert Serwaa	068	12.00	144.00	0544078403	Occupied
59	Zofu Baby	069	12.00	144.00	0249796185	Occupied
60	Mercy Ofosuaa	070	12.00	144.00	0547351591	Occupied
61	Joyce Boatema Linda Oteng	071	12.00	144.00	0551053903	Occupied
62	Zotu Francisca	072	12.00	144.00	0246813353	Occupied
63	Rose Twumwaa	073	12.00	144.00	0543502195	Occupied
64	Agbanyo Vivian	074	12.00	144.00	0556917676	Occupied
65	Lydia Paulina	075	12.00	144.00	0242169696	Occupied
66	Mary Brenyi	076	12.00	144.00	0241454557	Occupied
67	Pateince Afenuku	077	12.00	144.00	0248221366	Occupied

## NUMBER OF MARKET STORES AND STALLS

SN	Name of Store Owner	Store No.	Rent Per Month	Rent Per Annum	Contact	Remarks
	<b>AMANASE MARKET STORES</b>					
68	Mary	078	12.00	144.00		Occupied
69	Abena	079	12.00	144.00		Occupied
70	Seidu Salifu	080	12.00	144.00	0247276352	Occupied
71	Hannah Agyemfra	081	12.00	144.00	0593767728	Occupied
		082	12.00	144.00		
		083	12.00	144.00		
		084	12.00	144.00		
72	Mary Addo	086	12.00	144.00	0540784369	Occupied
73	Joice Oppong	087	12.00	144.00	0244984577	Occupied
74	Juliana Agyarpong	088	12.00	144.00	0547118150	Occupied
75	Mercy Regina Adze	089	12.00	144.00		Occupied
76	Ama Grace	090	12.00	144.00		Occupied
77	Faustina Korkor	091	12.00	144.00	0244488282	Occupied
78	Vida Korkor	092	12.00	144.00	0553746228	Occupied



## NUMBER OF MARKET STORES AND STALLS

SN	Name of Store Owner	Store No.	Rent Per Month	Rent Per Annum	Contact	Remarks
	<b>AMANASE MARKET STORES</b>					
79	Sarah	094	12.00	144.00		Occupied
80	Doris Abam	095	12.00	144.00	0559218276	Occupied
81	Gladys Afweabea	096	12.00	144.00	0543932033	Occupied
82	Christina Asare	097	12.00	144.00	0558256522	Occupied
83	Gifty Ayi	100	12.00	144.00	0544142734	Occupied
84	Dilis Agyeibea	101	12.00	144.00	0243207467	Occupied
85	Juliana Agyarpong	106	12.00	144.00	0547118150/ 0247183200	Occupied
86	Mercy Larbi	107	12.00	144.00	0555014561	Occupied
87	George Manger	108	12.00	144.00	0543787826	Occupied
88	Joseph Appiah	110	12.00	144.00	0540058206	Occupied
89	Agness Mawie Asinenu	113	12.00	144.00	0241245167	Occupied
90	Vida Ohene	114	12.00	144.00	0556117357/ 0248175126	Occupied
91	Comfort Addo	116	12.00	144.00	0542403863	Occupied

## NUMBER OF MARKET STORES AND STALLS

SN	Name of Store Owner	Store No.	Rent Per Month	Rent Per Annum	Contact	Remarks
	<b>AMANASE MARKET STORES</b>					
92	Vida Amuzu Kwarfo	117	12.00	144.00	0241761844	Occupied
93	Margert Neglo	118	12.00	144.00	0551895546	Occupied
94	Joice Dzamesi	119	12.00	144.00	0240708029	Occupied
95	Joice Dzemesi	120	12.00	144.00		Occupied
	<b>Total</b>		<b>1,212.00</b>	<b>14,544.00</b>		
	<b>ANUM APAPAM MARKET STORES</b>					
1	Eva	001	12.00	144.00		Occupied
2	Mary Lartey	008	12.00	144.00	0547596401	Occupied
3	Drah Olivia	009	12.00	144.00	0246754854	Occupied
4	Joyce Akwetey	010	12.00	144.00	0543604403	Occupied
		011	12.00	144.00		Occupied
		012	12.00	144.00		Occupied
5	Charllote Allotey	014	12.00	144.00		Occupied

# NUMBER OF MARKET STORES AND STALLS

SN	Name of Store Owner	Store No.	Rent Per Month	Rent Per Annum	Contact	Remarks
	<b>ANUM APAPAM MARKET STORES</b>					
6	Asana Fuseina	021	12.00	144.00	0248229017	Occupied
7	Maame Fante	030	12.00	144.00		Occupied
		031	12.00	144.00		Occupied
		032	12.00	144.00		Occupied
		033	12.00	144.00		Occupied
		034	12.00	144.00	0592917012	Occupied
9	Elizabeth Yeboah	035	12.00	144.00	0248645642	Occupied
10	Regina Naki	037	12.00	144.00	0555074384	Occupied
		038	12.00	144.00		Occupied
11	Rebecca Ottu	039	12.00	144.00	0557864779	Occupied
12	Mercy Anobiah	040	12.00	144.00	0554046608	Occupied
13	Siisi Oye	041	12.00	144.00		Occupied
14	Eunice Asantewaa	042	12.00	144.00	0550708712	Occupied
15	Victoria Awuku	045	12.00	144.00	090242146256	Occupied

# NUMBER OF MARKET STORES AND STALLS

SN	Name of Store Owner	Store No.	Rent Per Month	Rent Per Annum	Contact	Remarks
	<b>ANUM APAPAM MARKET STORES</b>					
16	Sarah Nagai	046	12.00	144.00	0543533584	Occupied
17	Ansah Sarah	047	12.00	144.00	0244947630	Occupied
18	Felicia Nartey	048	12.00	144.00	0551131611	Occupied
19	Comfort Odeifo	049	12.00	144.00	0243263243	Occupied
20	Maggie Amankwah	050	12.00	144.00	0249442206	Occupied
21	Helena Awukubrea	051	12.00	144.00		Occupied
22	Esther Gyanba	052	12.00	144.00	0241432157	Occupied
23	Adwoa	053	12.00	144.00		Occupied
24	Cynthia Asabea	054	12.00	144.00	0248205826	Occupied
25	Lydia Mawusi	055	12.00	144.00	0595271100	Occupied
26	Vida Tetteh	056	12.00	144.00	0246818927	Occupied
27	Susana Tuabea	060	12.00	144.00	0541210538	Occupied
28	Esther Amo Okhu	062	12.00	144.00	0551424009	Occupied
29	Esther Nagai	064	12.00	144.00	00243487842	Occupied

# NUMBER OF MARKET STORES AND STALLS

SN	Name of Store Owner	Store No.	Rent Per Month	Rent Per Annum	Contact	Remarks
	<b>ANUM APAPAM MARKET STORES</b>					
30	Salomey Nagai	065	12.00	144.00	0574130348	Occupied
31	Patricia Ansah	066	12.00	144.00	0509200422	Occupied
32	Atta Siiso	067	12.00	144.00	0547103537	Occupied
33	Janet Adu Asamoah	068	12.00	144.00	0208644235	Occupied
34	Joye Larbi	070	12.00	144.00	0248481168	Occupied
35	Gladys Agyeibea	071	12.00	144.00		Occupied
36	Efua Pokua	072	12.00	144.00	0507566283	Occupied
37	Faustina Otubea	073	12.00	144.00	0548617409	Occupied
38	Sister Ama	074	12.00	144.00		Occupied
39	Yeboa	082	12.00	144.00	0554399289	Occupied
40	Iris Bempoh	084	12.00	144.00	0543264145	Occupied
41	Georgina Baadu	086	12.00	144.00	0242571253	Occupied
42	Vida Boateng	088	12.00	144.00	0242574382	Occupied
43	Charllote Asanfe	091	12.00	144.00	010242981821	Occupied

# NUMBER OF MARKET STORES AND STALLS

SN	Name of Store Owner	Store No.	Rent Per Month	Rent Per Annum	Contact	Remarks
	<b>ANUM APAPAM MARKET STORES</b>					
44	Kwadwo Ameyao	093	12.00	144.00	0554399299	Occupied
45	Ernestina Darko	094	12.00	144.00		Occupied
46	Florence Akyeremo	098	12.00	144.00		Occupied
47	Mercy Aboagyewa	099	12.00	144.00	5593025044	Occupied
48	Esther Akrofi	100	12.00	144.00	0207715040	Occupied
49	Lizzy Amo	102	12.00	144.00	0540683058	Occupied
50	Beatrice Nartey	103	12.00	144.00	0544841902	Occupied
51	Doris Boahemaa	104	12.00	144.00	0543502111	Occupied
52	Elizabeth Ansah	105	12.00	144.00		Occupied
53	Rose Fianko	107	12.00	144.00	0558771732	Occupied
54	Mary Ottu Fiankoba	108	12.00	144.00	0540881422	Occupied
55	Ruki Iddrisu	109	12.00	144.00	0548906943	Occupied
56	Fuseina Kpantey	111	12.00	144.00	0248229017	Occupied
	<b>Sub-Total</b>		<b>744.00</b>	<b>8,928.00</b>		
	<b>Total</b>		<b>1,956.00</b>	<b>23,472.00</b>		

# COMPENSATION OF EMPLOYEE INPUTS FOR 2025

SN	DEPARTMENT	STRENGTH IN 2024 BUDGET	STRENGTH AS AT SEPTEMBER 2024	PAYROLL COST (GH¢)
1.	Central Administration	57	60	3,570,352.98
2.	Human Resource Department	2	2	135,158.61
3.	Statistics	1	1	65,871.61
3.	Social Welfare and Community Development	10	12	1,000,090.68
4.	Birth and Death Registration Services	1	1	66,991.05
5.	Environmental Health and Sanitation Services	13	11	712,329.63
6.	Physical Planning	2	2	127,537.74
7.	Works	5	5	330,923.58
8.	Agriculture	15	12	951,986.75
	<b>TOTAL</b>	<b>106</b>	<b>106</b>	<b>6,961,242.10</b>



# COMPENSATION OF EMPLOYEE – NOMINAL ROLL

SN	NAME	GRADE	SSSS Level	SSSS Step	Monthly Salary (GH¢)	Annual Salary (GH¢)
	<b>CENTRAL ADMINISTRATION</b>					
1	Imoro Siibu Braimah	Deputy Director	21	4	6,694.17	80,330.04
2	Eric Amankwa	Assistant Director I	19	3	4,778.33	57,339.96
3	Eric Kobina Woode	Snr. Budget Analyst	19	3	4,778.33	57,339.96
4	Rexford Arthur	Senior Planning Officer	19	2	4,698.50	56,382.00
5	Clement Gyamfi	Procurement Officer	18	6	4,619.92	55,439.04
6	Daniel Abeka Kondoh	Internal Auditor	18	4	4,466.75	53,601.00
7	Agatha Acquah	Assistant Chief Radio Surveyor/Operator	18	3	4,392.08	52,704.96
8	George Sakyi-Djan	Assistant Director IIA	18	1	4,246.50	50,958.00
9	Mabel Owusu-Nyame	Principal Records Supervisor	18	1	4,246.50	50,958.00
10	Ernest Obeng	Internal Auditor	18	1	4,246.50	50,958.00
11	Amina Amadu	Asst. Human Res. Manager	16	6	3,773.83	45,285.96
12	Henry Oduro Bioh	Asst. Budget Analyst	16	5	3,710.75	44,529.00
13	Joseph Baba Abanbila	Asst. Budget Analyst	16	5	3,710.75	44,529.00
14	Prince Ofosu	Assistant Director IIB	16	4	3,648.75	43,785.00
15	Benjamin Kesse Takyi	Assistant Director IIB	16	4	3,648.75	43,785.00
16	Ato Agyefi Ampontseng	Assistant Programmer	16	4	3,648.75	43,785.00





# COMPENSATION OF EMPLOYEE – NOMINAL ROLL

SN	NAME	GRADE	SSSS Level	SSSS Step	Monthly Salary (GH¢)	Annual Salary (GH¢)
	<b>CENTRAL ADMINISTRATION</b>					
17	Selassie Cherlyn Ameko	Asst Dev. Planning Officer	16	4	3,648.75	43,785.00
18	Edward Donkor	Asst. Procurement Officer	16	4	3,648.75	43,785.00
19	Reuben Armah	Assistant Internal Auditor	16	4	3,648.75	43,785.00
20	Olivia Mawuktor Mishiamé	Assistant Director IIB	16	3	3,587.75	43,053.00
21	Priscilla Arthur	Assistant Director IIB	16	3	3,587.75	43,053.00
22	Alexandra Cruckshank	Assistant Director IIB	16	3	3,587.75	43,053.00
23	Kenneth Kwabena Gyedu	Assistant Director IIB	16	3	3,587.75	43,053.00
24	Nancy Afumwah Mante	Assistant Director IIB	16	3	3,587.75	43,053.00
25	Susana Gbelenfo Naa Amakai	Assistant Director IIB	16	3	3,587.75	43,053.00
26	Stephen Mawuli Diaba	Assistant Director IIB	16	3	3,587.75	43,053.00
27	Enoch Aboah Larbi	Asst. Human Res. Manager	16	3	3,587.75	43,053.00
28	Collins Poku-Abankwah	Asst Deve. Planning Officer	16	3	3,587.75	43,053.00
29	Esther Majambe Ndeyebnam	Asst. Procurement Officer	16	3	3,587.75	43,053.00
30	Justice Marfoh	Asst Statistician	16	3	3,587.75	43,053.00
31	Nana Kwasi Afrani Nyarko	Asst. Budget Analyst	16	3	3,587.75	43,053.00
32	Samuel Sakyi	Assistant Internal Auditor	16	3	3,587.75	43,053.00



# COMPENSATION OF EMPLOYEE – NOMINAL ROLL

SN	NAME	GRADE	SSSS Level	SSSS Step	Monthly Salary (GH¢)	Annual Salary (GH¢)
	<b>CENTRAL ADMINISTRATION</b>					
33	Richard Osei	Assistant Internal Auditor	16	3	3,587.75	43,053.00
34	Collins Afitie	Asst Dev't. Planning Officer	16	2	3,527.75	42,333.00
35	Thelma Enyonam Yaotse	Asst. Information Officer	16	2	3,527.75	42,333.00
36	Augustina Lamptey	Principal Executive Officer	16	1	3,468.83	41,625.96
37	Nicholas Kwame Vifah	Assistant Internal Auditor	16	1	3,468.83	41,625.96
38	John Ntow	Budget Officer	16	1	3,468.83	41,625.96
39	Ebenezer Nii Akwei Allotey	Asst. Budget Officer	15	5	3,297.75	39,573.00
40	Richard Obeng Anarfi	Asst. Budget Officer	15	5	3,297.75	39,573.00
41	Lewis Azuwine Adongo	Senior Executive Officer	15	4	3,242.58	38,910.96
42	Bridget Fafanyo Chidi	Asst. Budget Officer	15	4	3,242.58	38,910.96
43	Strigna Bosu Mensah	Senior Executive Officer	15	3	3,188.42	38,261.04
44	Jonathan Selorm Nyamedii	Senior Computer Operator	15	3	3,188.42	38,261.04
45	Grace Ampofowah	Revenue Superint( Insp)	15	2	3,135.08	37,620.96
46	Memuna Abdullah	Stenographer GD I	15	1	3,082.67	36,992.04
47	Bernard Baisie Bentil	Assistant Internal Auditor Trainee	15	1	3,082.67	36,992.04
48	Kwame Adjetey	Yard Foreman	14	5	2,930.67	35,168.04



# COMPENSATION OF EMPLOYEE – NOMINAL ROLL

SN	NAME	GRADE	SSSS Level	SSSS Step	Monthly Salary (GH¢)	Annual Salary (GH¢)
	<b>CENTRAL ADMINISTRATION</b>					
49	Samuel Tetteh	Higher Revenue Inspector	12	4	2,275.92	27,311.04
50	Theresa Akosua Yirenkyiwa	Revenue Inspector	11	11	2,275.92	27,311.04
51	Alex Obeng	Revenue Inspector	11	7	2,127.50	25,530.00
52	Burns Addo Asiedu	Executive Officer	11	3	1,988.75	23,865.00
53	Vivian Osaebia Addrah	Revenue Inspector	11	1	1,922.83	23,073.96
54	Alhaji Tijani Rashid	Driver I/Driver Mechanic	10	2	1,737.92	20,855.04
55	Michael Kwame Awuku	Assistant Security Guard	10	1	1,708.83	20,505.96
56	Benjamin Ampofo Larbi	Revenue Collector	9	11	1,797.50	21,570.00
57	Aaron Aboagye-Awuku	Driver II	9	4	1,597.42	19,169.04
58	Joseph Ayetey Tekpe	Driver II	9	2	1,544.42	18,533.04
59	Joseph Ntiamoah	Driver Grade III	8	4	1,419.58	17,034.96
60	Felix Okwabi Antwi	Driver Grade III	8	3	1,395.92	16,751.04
61	Fransica Yirenkyi Osae	Labourer	8	3	1,395.92	16,751.04
62	Regina Tetteh	Headman Labourer	8	1	1,349.58	16,194.96
63	Daniel Odartey Lamptey	Snr. Gardener	7	3	1,240.50	14,886.00
	<b>Total</b>				<b>205,413.00</b>	<b>2,464,956.00</b>



# COMPENSATION OF EMPLOYEE – NOMINAL ROLL

SN	Name	Grade	SSSS Level	SSSS Step	Monthly Salary (GH¢)	Annual Salary (GH¢)
	<b>SOCIAL WELFARE AND COMMUNITY DEVELOPMENT</b>					
1	Anastasia Owusu-Ansah	Senior Social Dev't Officer	19	6	5,026.17	60,314.04
2	Francis Adjartey	Senior Social Dev't Officer	19	5	4,942.17	59,306.04
3	Samuel Kofi Odame	Senior Social Dev't Officer	19	5	4,942.17	59,306.04
4	Francisca Ottison Mills	Senior Social Dev't Officer	19	3	4,778.33	57,339.96
5	Maclean Gbati	Senior Social Dev't Officer	19	2	4,698.50	56,382.00
6	Thane Anafo	Chief Social Dev't Asst.	19	1	4,619.92	55,439.04
7	Yvette Aboabea Ayisi-Tete	Social Development Officer	18	9	4,859.58	58,314.96
8	Hamid Abdul Kwarteng	Social Development Officer	18	9	4,859.58	58,314.96
9	Barbara Baaba Sarpong	Principal Social Dev't Asst.	18	2	4,318.67	51,824.04
10	Lucy Asantewaa Twum	Principal Social Dev't Asst.	18	1	4,246.50	50,958.00
11	Dorothy Odarkor Cruickshank	Senior Social Dev't Asst.	16	5	3,710.75	44,529.00
12	Sylvia Ama Moro	Senior Social Dev't Asst.	16	1	3,468.83	41,625.96
	<b>Total</b>				<b>54,471.17</b>	<b>653,654.04</b>
	<b>BIRHT AND DEATH REGISTRY</b>					
		Assistant Birth and Death Registration Officer				
1	Eric Obeng		16	4	3,648.75	43,785.00
	<b>Total</b>				<b>3,648.75</b>	<b>43,785.00</b>



# COMPENSATION OF EMPLOYEE – NOMINAL ROLL

SN	NAME	GRADE	SSSS Level	SSSS Step	Monthly Salary (GH¢)	Annual Salary (GH¢)
	<b>ENVIRONMENTAL HEALTH</b>					
1	Samuel Kwabla Ahiagbede	Chief Environmental Health Officer	20	9	6,257.67	75,092.04
2	Dilys Turkson	Chief Environmental Health Assit.	17	8	4,392.08	52,704.96
3	Godfred Nyarko	Chief Environmental Health Assit.	17	3	4,037.08	48,444.96
4	Irene Victoria Affran	Asst. Public Health Engineer	16	2	3,527.75	42,333.00
5	Miriam Koney	Asst. Public Health Engineer	16	1	3,468.83	41,625.96
6	Martina Anane Tiwaa	Prin. Environmental Health Asst	15	6	3,353.83	40,245.96
7	Lydia Asare	Prin. Environmental Health Asst	15	5	3,297.75	39,573.00
8	Michael Addae	Senior Environmental Health Asst	13	5	2,604.50	31,254.00
9	Patrick Kyei Arhin	Senior Environmental Health Asst	13	6	2,648.75	31,785.00
10	Kolog Godfred Meingbil	Senior Environmental Health Asst	13	6	2,648.75	31,785.00
11	Nonme Moses	Senior Environmental Health Asst	13	4	2,560.92	30,731.04
	<b>Total</b>				<b>38,797.91</b>	<b>465,574.92</b>



# COMPENSATION OF EMPLOYEE – NOMINAL ROLL

SN	NAME	GRADE	SSSS Level	SSSS Step	Monthly Salary (GH¢)	Annual Salary (GH¢)
<b>PHYSICAL PLANNING</b>						
1	Bernard Donkoh	Assistant Planning Officer	16	4	3,648.75	43,785.00
2	Takyi Isaac Kwabena	Senior Technical Officer	15	5	3,297.75	39,573.00
	<b>Total</b>				<b>6,946.50</b>	<b>83,358.00</b>
<b>WORKS DEPARTMENT</b>						
1	Frederick Kojo Gbagba	Quantity Surveyor	18	7	4,698.50	56,382.00
2	Raphael Anokye Barimah	Asst. Engineer	16	2	3,527.75	42,333.00
3	Evans Tettey Angmor	Asst. Engineer	16	2	3,527.75	42,333.00
4	Samuel Teye	Technician Engineer	16	2	3,527.75	42,333.00
5	Alex Asilevi	Technician Engineer	16	2	3,527.75	42,333.00
	<b>Total</b>				<b>18,024.16</b>	<b>216,289.92</b>
<b>AGRICULTURE</b>						
1	Clifford John Asare	Asst. Director/Prin Agricultural Officer.	21	8	7,161.08	85,932.96
2	Alexander Takyi	Chief Technical Officer	19	9	5,286.92	63,443.04





# COMPENSATION OF EMPLOYEE – NOMINAL ROLL

SN	NAME	GRADE	SSSS Level	SSSS Step	Monthly Salary (GH¢)	Annual Salary (GH¢)
	<b>AGRICULTURE</b>					
3	Seth Kwesi Kudiabor	Chief Technical Officer	19	9	5,286.92	63,443.04
4	Jivraj Kwadzo Baku	Chief Technical Officer	19	4	4,859.58	58,314.96
5	Michael Attitsogbe	Agric Officer	18	5	4,542.46	54,509.52
6	Theophilus Bediako Atwere	Agric Officer	18	1	4,246.50	50,958.00
7	Bernard Teye Larweh	Agric Officer	18	1	4,246.50	50,958.00
8	Daniel Kofi Obese	Assistant Agric Officer	16	11	4,105.67	49,268.04
9	Kwame Ameyaw Darko	Prin. Technical Officer	16	10	4,037.08	48,444.96
10	Aliu Halidu Muzzammuillu	Animal Production Officer	15	6	3,353.83	40,245.96
11	Josephine Kwarteng	Senior Technical Asst.	12	11	2,560.92	30,731.04
12	Daniel Okraku	Heavy Duty Driver	12	1	2,163.67	25,964.04
	<b>Total</b>				<b>51,851.13</b>	<b>622,213.56</b>
	<b>Grand Total</b>				<b>379,152.62</b>	<b>4,549,831.44</b>
	.....	.....			.....	
	<b>ERIC KOBINA WOODE</b>	<b>ENOCH ABOAH LARBI</b>			<b>SIIBU IMORO BRAIMAH</b>	
	<b>HEAD OF BUDGET</b>	<b>HEAD OF HR</b>			<b>CO-ORDINATING DIRECTOR</b>	



# COMPENSATION OF EMPLOYEE – IGF STAFFS

SN	Name	Date of Employment	Staff ID	Grade/Qualification	Monthly Salary (GH¢)	Annual Salary (GH¢)
	<b>CENTRAL ADMINISTRATION</b>					
1	Nash Kwarkye Darko	1/11/2021	Ayda.009	Secretary	1,217.26	14,607.12
2	Rosina Eshun	13/10/2017	Ayda.002	Radio Operator	909.50	10,914.00
3	Diana Gbeley	2/11/2020	Ayda.008	Secretary	909.50	10,914.00
4	Irene Mawutor	1/9/2022	Ayda.013	Receptionist	724.68	8,696.16
5	Benjamin Anum Mensah	7/11/2016	Ayda.001	Day Security	490.44	5,885.28
6	Dorcas Offei	1/1/2017	Ayda.003	Cleaner	490.44	5,885.28
7	Adu Prempeh	2/4/2018	Ayda.004	Night Security	490.44	5,885.28
8	Salifu Zakaria Mahama	1/9/2018	Ayda.005	Night Security	490.44	5,885.28
9	Dassah Gordon	1/8/2018	Ayda.006	Night Security	490.44	5,885.28
10	Kwabena Amuzu	1/8/2019	Ayda.007	Labourer	490.44	5,885.28
11	Hannah Yeboah	11/7/2022	Ayda.010	Cleaner	490.44	5,885.28
12	Sandra Agyeibe	1/7/2022	Ayda.011	Cleaner	490.44	5,885.28
13	Matheo Kwame Hodor	14/03/2022	Ayda.012	Labourer	490.44	5,885.28
14	Isaac Akonnor	1/3/2023	Ayda.016	Day Security	490.44	5,885.28
	<b>Total</b>				<b>8,665.34</b>	<b>103,984.08</b>



# COMPENSATION OF EMPLOYEE – GRADE

SN	GRADE	NUMBER AT POST	SSSS Level	SSSS Step	Monthly Salary (GH¢)	Annual Salary (GH¢)
	<b>CENTRAL ADMINISTRATION</b>					
1	Deputy Director	1	21	4	6,694.17	80,330.04
2	Assistant Director I	1	19	3	4,778.33	57,339.96
3	Snr. Budget Analyst	1	19	3	4,778.33	57,339.96
4	Senior Planning Officer	1	19	2	4,698.50	56,382.00
5	Procurement Officer	1	18	6	4,619.92	55,439.04
6	Internal Auditor	1	18	4	4,466.75	53,601.00
7	Assistant Chief Radio Surveyor/Operator	1	18	3	4,392.08	52,704.96
8	Assistant Director IIA	1	18	1	4,246.50	50,958.00
9	Principal Records Supervisor	1	18	1	4,246.50	50,958.00
10	Internal Auditor	1	18	1	4,246.50	50,958.00
11	Asst. Human Res. Manager	1	16	6	3,773.83	45,285.96
12	Asst. Budget Analyst	2	16	5	7,421.50	89,058.00
13	Assistant Director IIB	2	16	4	7,297.50	87,570.00
14	Assistant Programmer	1	16	4	3,648.75	43,785.00
15	Asst Dev. Planning Officer	1	16	4	3,648.75	43,785.00
16	Asst. Procurement Officer	1	16	4	3,648.75	43,785.00



# COMPENSATION OF EMPLOYEE – GRADE

SN	GRADE	NUMBER AT POST	SSSS Level	SSSS Step	Monthly Salary (GH¢)	Annual Salary (GH¢)
	<b>CENTRAL ADMINISTRATION</b>					
17	Assistant Internal Auditor	1	16	4	3,648.75	43,785.00
18	Assistant Director IIB	7	16	3	25,114.25	301,371.00
19	Asst. Human Res. Manager	1	16	3	3,587.75	43,053.00
20	Asst Dev't. Planning Officer	1	16	3	3,587.75	43,053.00
21	Asst. Procurement Officer	1	16	3	3,587.75	43,053.00
22	Asst Statistician	1	16	3	3,587.75	43,053.00
23	Asst. Budget Analyst	1	16	3	3,587.75	43,053.00
24	Assistant Internal Auditor	2	16	3	7,175.50	86,106.00
25	Asst Dev't. Planning Officer	1	16	2	3,527.75	42,333.00
26	Asst. Information Officer	1	16	2	3,527.75	42,333.00
27	Principal Executive Officer	1	16	1	3,468.83	41,625.96
28	Assistant Internal Auditor	1	16	1	3,468.83	41,625.96
29	Budget Officer	1	16	1	3,468.83	41,625.96
30	Asst. Budget Officer	2	15	5	6,595.50	79,146.00
31	Senior Executive Officer	1	15	4	3,242.58	38,910.96
32	Asst. Budget Officer	1	15	4	3,242.58	38,910.96



# COMPENSATION OF EMPLOYEE – GRADE

SN	GRADE	NUMBER AT POST	SSSS Level	SSSS Step	Monthly Salary (GH¢)	Annual Salary (GH¢)
	<b>CENTRAL ADMINISTRATION</b>					
33	Senior Executive Officer	1	15	3	3,188.42	38,261.04
34	Senior Computer Operator	1	15	3	3,188.42	38,261.04
35	Revenue Superint( Insp)	1	15	2	3,135.08	37,620.96
36	Stenographer GD I	1	15	1	3,082.67	36,992.04
37	Assistant Internal Auditor Trainee	1	15	1	3,082.67	36,992.04
38	Yard Foreman	1	14	5	2,930.67	35,168.04
39	Higher Revenue Inspector	1	12	4	2,275.92	27,311.04
40	Revenue Inspector	1	11	11	2,275.92	27,311.04
41	Revenue Inspector	1	11	7	2,127.50	25,530.00
42	Executive Officer	1	11	3	1,988.75	23,865.00
43	Revenue Inspector	1	11	1	1,922.83	23,073.96
44	Driver I/Driver Mechanic	1	10	2	1,737.92	20,855.04
45	Assistant Security Guard	1	10	1	1,708.83	20,505.96
46	Revenue Collector	1	9	11	1,797.50	21,570.00
47	Driver II	1	9	4	1,597.42	19,169.04
48	Driver II	1	9	2	1,544.42	18,533.04



# COMPENSATION OF EMPLOYEE – GRADE

SN	GRADE	NUMBER AT POST	SSSS Level	SSSS Step	Monthly Salary (GH¢)	Annual Salary (GH¢)
	<b>CENTRAL ADMINISTRATION</b>					
49	Driver Grade III	1	8	4	1,419.58	17,034.96
50	Driver Grade III	1	8	3	1,395.92	16,751.04
51	Labourer	1	8	3	1,395.92	16,751.04
52	Headman Labourer	1	8	1	1,349.58	16,194.96
53	Snr. Gardener	1	7	3	1,240.50	14,886.00
	<b>Total</b>	<b>60</b>			<b>205,413.00</b>	<b>2,464,956.00</b>
	<b>SOCIAL WELFARE AND COMMUNITY DEVELOPMENT</b>					
1	Senior Social Dev't Officer	1	19	6	5,026.17	60,314.04
2	Senior Social Dev't Officer	2	19	5	9,884.34	118,612.08
3	Senior Social Dev't Officer	1	19	3	4,778.33	57,339.96
4	Senior Social Dev't Officer	1	19	2	4,698.50	56,382.00
5	Chief Social Dev't Asst.	1	19	1	4,619.92	55,439.04
6	Social Development Officer	2	18	9	9,719.16	116,629.92
7	Principal Social Dev't Asst.	1	18	2	4,318.67	51,824.04





## COMPENSATION OF EMPLOYEE – GRADE

SN	GRADE	NUMBER AT POST	SSSS Level	SSSS Step	Monthly Salary (GH¢)	Annual Salary (GH¢)
	<b>SOCIAL WELFARE AND COMMUNITY DEVELOPMENT</b>					
8	Principal Social Dev't Asst.	1	18	1	4,246.50	50,958.00
9	Senior Social Dev't Asst.	1	16	5	3,710.75	44,529.00
10	Senior Social Dev't Asst.	1	16	1	3,468.83	41,625.96
	<b>Total</b>	<b>12</b>			<b>54,471.17</b>	<b>653,654.04</b>
	<b>BIRTH AND DEATH REGISTRY</b>					
1	Assistant Birth and Death Registration Officer	1	16	4	3,648.75	43,785.00
	<b>Total</b>	<b>1</b>			<b>3,648.75</b>	<b>43,785.00</b>
	<b>ENVIRONMENTAL HEALTH</b>					
1	Chief Environmental Health Officer	1	20	9	6,257.67	75,092.04
2	Chief Environmental Health Assit.	1	17	8	4,392.08	52,704.96
3	Chief Environmental Health Assit.	1	17	3	4,037.08	48,444.96
4	Asst. Public Health Engineer	1	16	2	3,527.75	42,333.00



## COMPENSATION OF EMPLOYEE – GRADE

SN	GRADE	NUMBER AT POST	SSSS Level	SSSS Step	Monthly Salary (GH¢)	Annual Salary (GH¢)
<b>ENVIRONMENTAL HEALTH</b>						
5	Asst. Public Health Engineer	1	16	1	3,468.83	41,625.96
6	Prin. Environmental Health Asst	1	15	6	3,353.83	40,245.96
7	Prin. Environmental Health Asst	1	15	5	3,297.75	39,573.00
8	Senior Environmental Health Asst	1	13	5	2,604.50	31,254.00
9	Senior Environmental Health Asst	2	13	6	2,648.75	31,785.00
10	Senior Environmental Health Asst	1	13	4	2,560.92	30,731.04
	<b>Total</b>	<b>11</b>			<b>38,797.91</b>	<b>465,574.92</b>
<b>PHYSICAL PLANNING</b>						
1	Assistant Planning Officer	1	16	4	3,648.75	43,785.00
2	Senior Technical Officer	1	15	5	3,297.75	39,573.00
	<b>Total</b>	<b>2</b>			<b>6,946.50</b>	<b>83,358.00</b>
<b>WORKS DEPARTMENT</b>						
1	Quantity Surveyor	1	18	7	4,698.50	56,382.00
2	Asst. Engineer	2	16	2	7,055.50	84,666.00



# COMPENSATION OF EMPLOYEE – GRADE

SN	GRADE	NUMBER AT POST	SSSS Level	SSSS Step	Monthly Salary (GH¢)	Annual Salary (GH¢)
	<b>WORKS DEPARTMENT</b>					
3	Technician Engineer	2	16	2	7,055.50	84,666.00
	<b>Total</b>	<b>5</b>			<b>18,024.16</b>	<b>216,289.92</b>
	<b>AGRICULTURE</b>					
1	Asst. Director/Prin. Agricultural Officer	1	21	8	7,161.08	85,932.96
2	Chief Technical Officer	2	19	9	5,286.92	63,443.04
3	Chief Technical Officer	1	19	4	4,859.58	58,314.96
4	Agric Officer	1	18	5	4,542.46	54,509.52
5	Agric Officer	2	18	1	4,246.50	50,958.00
6	Assistant Agric Officer	1	16	11	4,105.67	49,268.04
7	Prin. Technical Officer	1	16	10	4,037.08	48,444.96
8	Animal Production Officer	1	15	6	3,353.83	40,245.96
9	Senior Technical Asst.	1	12	11	2,560.92	30,731.04
10	Heavy Duty Driver	1	12	1	2,163.67	25,964.04
	<b>Total</b>	<b>12</b>			<b>51,851.13</b>	<b>622,213.56</b>
	<b>Grand Total</b>	<b>106</b>			<b>379,152.62</b>	<b>4,549,831.44</b>



# COMPENSATION OF EMPLOYEE – ALLOWANCES

SN	NAME	STAFF NUMBER	SSSS Level	SSSS Step	Annual Salary (GH¢)	SS Interim Premium (GH¢)	SS Gov't Machinery Allo. (GH¢)	SS Interim Support Allo. (GH¢)	Total Allowances (GH¢)
<b>CENTRAL ADMINISTRATION</b>									
1	Imoro Siibu Braimah	701702	21	4	80,330.04	12,049.51	16,066.01	14,459.41	42,574.92
2	Eric Amankwa	916478	19	3	57,339.96	8,600.99	11,467.99	10,321.19	30,390.18
3	Eric Kobina Woode	922380	19	3	57,339.96	8,600.99	11,467.99	10,321.19	30,390.18
4	Rexford Arthur	973851	19	2	56,382.00	8,457.30	11,276.40	10,148.76	29,882.46
5	Clement Gyamfi	920930	18	6	55,439.04	8,315.86	11,087.81	9,979.03	29,382.69
6	Daniel Abeka Kondoh	974305	18	4	53,601.00	8,040.15	10,720.20	9,648.18	28,408.53
7	Agatha Acquah	1332836	18	3	52,704.96	7,905.74	10,540.99	9,486.89	27,933.63
8	George Sakyi-Djan	916244	18	1	50,958.00	7,643.70	10,191.60	9,172.44	27,007.74
9	Mabel Owusu-Nyame	1329845	18	1	50,958.00	7,643.70	10,191.60	9,172.44	27,007.74
10	Ernest Obeng	992519	18	1	50,958.00	7,643.70	10,191.60	9,172.44	27,007.74
11	Amina Amadu	711705	16	6	45,285.96	6,792.89	9,057.19	8,151.47	24,001.56
12	Henry Oduro Bioh	1358550	16	5	44,529.00	6,679.35	8,905.80	8,015.22	23,600.37
13	Joseph Baba Abanbila	1406681	16	5	44,529.00	6,679.35	8,905.80	8,015.22	23,600.37
14	Prince Ofosu	1416063	16	4	43,785.00	6,567.75	8,757.00	7,881.30	23,206.05
15	Benjamin Kesse Takyi	1451645	16	4	43,785.00	6,567.75	8,757.00	7,881.30	23,206.05
16	Ato Agyefi Ampontseng	1446150	16	4	43,785.00	6,567.75	8,757.00	7,881.30	23,206.05



# COMPENSATION OF EMPLOYEE – ALLOWANCES

SN	NAME	STAFF NUMBER	SSSS Level	SSSS Step	Annual Salary (GH¢)	SS Interim Premium (GH¢)	SS Gov't Machinery Allo. (GH¢)	SS Interim Support Allo. (GH¢)	Total Allowances (GH¢)
	<b>CENTRAL ADMINISTRATION</b>								
17	Selassie Cherlyn Ameko	703565	16	4	43,785.00	6,567.75	8,757.00	7,881.30	23,206.05
18	Edward Donkor	1427478	16	4	43,785.00	6,567.75	8,757.00	7,881.30	23,206.05
19	Reuben Armah	512562	16	4	43,785.00	6,567.75	8,757.00	7,881.30	23,206.05
20	Olivia Mawuktor Mishiamie	1499824	16	3	43,053.00	6,457.95	8,610.60	7,749.54	22,818.09
21	Priscilla Arthur	1505354	16	3	43,053.00	6,457.95	8,610.60	7,749.54	22,818.09
22	Alexandra Cruckshank	1505915	16	3	43,053.00	6,457.95	8,610.60	7,749.54	22,818.09
23	Kenneth Kwabena Gyedu	1505535	16	3	43,053.00	6,457.95	8,610.60	7,749.54	22,818.09
24	Nancy Afumwah Mante	150855	16	3	43,053.00	6,457.95	8,610.60	7,749.54	22,818.09
25	Susana Gbelenfo Naa Amakai	1511071	16	3	43,053.00	6,457.95	8,610.60	7,749.54	22,818.09
26	Stephen Mawuli Diaba	1533015	16	3	43,053.00	6,457.95	8,610.60	7,749.54	22,818.09
27	Enoch Aboah Larbi	1501375	16	3	43,053.00	6,457.95	8,610.60	7,749.54	22,818.09
28	Collins Poku-Abankwah	1539258	16	3	43,053.00	6,457.95	8,610.60	7,749.54	22,818.09
29	Esther Majambe Ndeyebnam	1526370	16	3	43,053.00	6,457.95	8,610.60	7,749.54	22,818.09
30	Justice Marfoh	1505200	16	3	43,053.00	6,457.95	8,610.60	7,749.54	22,818.09
31	Nana Kwasi Afrani Nyarko	1506420	16	3	43,053.00	6,457.95	8,610.60	7,749.54	22,818.09
32	Samuel Sakyi	1529446	16	3	43,053.00	6,457.95	8,610.60	7,749.54	22,818.09



# COMPENSATION OF EMPLOYEE – ALLOWANCES

SN	NAME	STAFF NUMBER	SSSS Level	SSSS Step	Annual Salary (GH¢)	SS Interim Premium (GH¢)	SS Gov't Machinery Allo. (GH¢)	SS Interim Support Allo. (GH¢)	Total Allowances (GH¢)
	<b>CENTRAL ADMINISTRATION</b>								
33	Richard Osei	1505240	16	3	43,053.00	6,457.95	8,610.60	7,749.54	22,818.09
34	Collins Afitie	1556583	16	2	42,333.00	6,349.95	8,466.60	7,619.94	22,436.49
35	Thelma Enyonam Yaotse	1540715	16	2	42,333.00	6,349.95	8,466.60	7,619.94	22,436.49
36	Augustina Lamptey	843585	16	1	41,625.96	6,243.89	8,325.19	7,492.67	22,061.76
37	Nicholas Kwame Vifah	1607753	16	1	41,625.96	6,243.89	8,325.19	7,492.67	22,061.76
38	John Ntow	1339591	16	1	41,625.96	6,243.89	8,325.19	7,492.67	22,061.76
39	Ebenezer Nii Akwei Allotey	1347533	15	5	39,573.00	5,935.95	7,914.60	7,123.14	20,973.69
40	Richard Obeng Anarfi	1338780	15	5	39,573.00	5,935.95	7,914.60	7,123.14	20,973.69
41	Lewis Azuwine Adongo	1442000	15	4	38,910.96	5,836.64	7,782.19	7,003.97	20,622.81
42	Bridget Fafanyo Chidi	1439939	15	4	38,910.96	5,836.64	7,782.19	7,003.97	20,622.81
43	Strigna Bosu Mensah	1505294	15	3	38,261.04	5,739.16	7,652.21	6,886.99	20,278.35
44	Jonathan Selorm Nyamedii	1525459	15	3	38,261.04	5,739.16	7,652.21	6,886.99	20,278.35
45	Grace Ampofowah	667514	15	2	37,620.96	5,643.14	7,524.19	6,771.77	19,939.11
46	Memuna Abdullah	925072	15	1	36,992.04	5,548.81	7,398.41	6,658.57	19,605.78
47	Bernard Baisie Bentil	1611363	15	1	36,992.04	5,548.81	7,398.41	6,658.57	19,605.78
48	Kwame Adjetei	784755	14	5	35,168.04	5,275.21	7,033.61	6,330.25	18,639.06





# COMPENSATION OF EMPLOYEE – ALLOWANCES

SN	NAME	STAFF NUMBER	SSSS Level	SSSS Step	Annual Salary (GH¢)	SS Interim Premium (GH¢)	SS Gov't Machinery Allo. (GH¢)	SS Interim Support Allo. (GH¢)	Total Allowances (GH¢)
	<b>CENTRAL ADMINISTRATION</b>								
49	Samuel Tetteh	688628	12	4	27,311.04	4,096.66	5,462.21	4,915.99	14,474.85
50	Theresa Akosua Yirenkyiwa	704522	11	11	27,311.04	4,096.66	5,462.21	4,915.99	14,474.85
51	Alex Obeng	925076	11	7	25,530.00	3,829.50	5,106.00	4,595.40	13,530.90
52	Burns Addo Asiedu	1539251	11	3	23,865.00	3,579.75	4,773.00	4,295.70	12,648.45
53	Vivian Osaebia Addrah	843912	11	1	23,073.96	3,461.09	4,614.79	4,153.31	12,229.20
54	Alhaji Tijani Rashid	695351	10	2	20,855.04	3,128.26	4,171.01	3,753.91	11,053.17
55	Michael Kwame Awuku	1539206	10	1	20,505.96	3,075.89	4,101.19	3,691.07	10,868.16
56	Benjamin Ampofo Larbi	95698	9	11	21,570.00	3,235.50	4,314.00	3,882.60	11,432.10
57	Aaron Aboagye-Awuku	925077	9	4	19,169.04	2,875.36	3,833.81	3,450.43	10,159.59
58	Joseph Ayetey Tekpe	925063	9	2	18,533.04	2,779.96	3,706.61	3,335.95	9,822.51
59	Joseph Ntiamoah	1290823	8	4	17,034.96	2,555.24	3,406.99	3,066.29	9,028.53
60	Felix Okwabi Antwi	1539228	8	3	16,751.04	2,512.66	3,350.21	3,015.19	8,878.05
61	Fransica Yirenkyi Osae	1539704	8	3	16,751.04	2,512.66	3,350.21	3,015.19	8,878.05
62	Regina Tetteh	925070	8	1	16,194.96	2,429.24	3,238.99	2,915.09	8,583.33
63	Daniel Odartey Lamptey	1539091	7	3	14,886.00	2,232.90	2,977.20	2,679.48	7,889.58
	<b>Total</b>				<b>2,464,956.00</b>	<b>369,743.40</b>	<b>492,991.20</b>	<b>443,692.08</b>	<b>1,306,426.68</b>



# COMPENSATION OF EMPLOYEE – ALLOWANCES

SN	NAME	STAFF NUMBER	SSSS Level	SSSS Step	Annual Salary (GH¢)	SS Interim Premium (GH¢)	SS Gov't Machinery Allo. (GH¢)	SS Interim Support Allo. (GH¢)	Total Allowances (GH¢)
	<b>SOCIAL WELFARE AND COMMUNITY DEVELOPMENT</b>								
1	Anastasia Owusu-Ansah	922401	19	6	60,314.04	9,047.11	12,062.81	10,856.53	31,966.44
2	Francis Adjartey	884130	19	5	59,306.04	8,895.91	11,861.21	10,675.09	31,432.20
3	Samuel Kofi Odame	922551	19	5	59,306.04	8,895.91	11,861.21	10,675.09	31,432.20
4	Francisca Ottison Mills	921634	19	3	57,339.96	8,600.99	11,467.99	10,321.19	30,390.18
5	Maclean Gbati	915005	19	2	56,382.00	8,457.30	11,276.40	10,148.76	29,882.46
6	Thane Anafo	531072	19	1	55,439.04	8,315.86	11,087.81	9,979.03	29,382.69
7	Yvette Aboabea Ayisi-Tete	921303	18	9	58,314.96	8,747.24	11,662.99	10,496.69	30,906.93
8	Hamid Abdul Kwarteng	918707	18	9	58,314.96	8,747.24	11,662.99	10,496.69	30,906.93
9	Barbara Baaba Sarpong	914773	18	2	51,824.04	7,773.61	10,364.81	9,328.33	27,466.74
10	Lucy Asantewaa Twum	928389	18	1	50,958.00	7,643.70	10,191.60	9,172.44	27,007.74
11	Dorothy Odarko Cruickshank	927953	16	5	44,529.00	6,679.35	8,905.80	8,015.22	23,600.37
12	Sylvia Ama Moro	1589365	16	1	41,625.96	6,243.89	8,325.19	7,492.67	22,061.76
	<b>Total</b>				<b>653,654.04</b>	<b>98,048.11</b>	<b>130,730.81</b>	<b>117,657.73</b>	<b>346,436.64</b>
	<b>BIRHT AND DEATH REGISTRY</b>								
1	Eric Obeng	1357633	16	4	43,785.00	6,567.75	8,757.00	7,881.30	23,206.05
	<b>Total</b>				<b>43,785.00</b>	<b>6,567.75</b>	<b>8,757.00</b>	<b>7,881.30</b>	<b>23,206.05</b>



# COMPENSATION OF EMPLOYEE – ALLOWANCES

SN	NAME	STAFF NUMBER	SSSS Level	SSSS Step	Annual Salary (GH¢)	SS Interim Premium (GH¢)	SS Gov't Machinery Allo. (GH¢)	SS Interim Support Allo. (GH¢)	Total Allowances (GH¢)
	<b>ENVIRONMENTAL HEALTH</b>								
1	Samuel Kwabla Ahiagbede	49852	20	9	75,092.04	11,263.81	15,018.41	13,516.57	39,798.78
2	Dilys Turkson	630236	17	8	52,704.96	7,905.74	10,540.99	9,486.89	27,933.63
3	Godfred Nyarko	631897	17	3	48,444.96	7,266.74	9,688.99	8,720.09	25,675.83
4	Irene Victoria Affran	1556775	16	2	42,333.00	6,349.95	8,466.60	7,619.94	22,436.49
5	Miriam Koney	774528	16	1	41,625.96	6,243.89	8,325.19	7,492.67	22,061.76
6	Martina Anane Tiwaa	685164	15	6	40,245.96	6,036.89	8,049.19	7,244.27	21,330.36
7	Lydia Asare	718437	15	5	39,573.00	5,935.95	7,914.60	7,123.14	20,973.69
8	Michael Addae	859760	13	5	31,254.00	4,688.10	6,250.80	5,625.72	16,564.62
9	Patrick Kyei Arhin	849452	13	6	31,785.00	4,767.75	6,357.00	5,721.30	16,846.05
10	Kolog Godfred Meingbil	979075	13	6	31,785.00	4,767.75	6,357.00	5,721.30	16,846.05
11	Nonme Moses	978311	13	4	30,731.04	4,609.66	6,146.21	5,531.59	16,287.45
	<b>Total</b>				<b>465,574.92</b>	<b>69,836.24</b>	<b>93,114.98</b>	<b>83,803.49</b>	<b>246,754.71</b>



# COMPENSATION OF EMPLOYEE – ALLOWANCES

SN	NAME	STAFF NUMBER	SSSS Level	SSSS Step	Annual Salary (GH¢)	SS Interim Premium (GH¢)	SS Gov't Machinery Allo. (GH¢)	SS Interim Support Allo. (GH¢)	Total Allowances (GH¢)
<b>PHYSICAL PLANNING</b>									
1	Bernard Donkoh	1439954	16	4	43,785.00	6,567.75	8,757.00	7,881.30	23,206.05
2	Takyi Isaac Kwabena	839460	15	5	39,573.00	5,935.95	7,914.60	7,123.14	20,973.69
	<b>Total</b>				<b>83,358.00</b>	<b>12,503.70</b>	<b>16,671.60</b>	<b>15,004.44</b>	<b>44,179.74</b>
<b>WORKS DEPARTMENT</b>									
1	Frederick Kojo Gbagba	677245	18	7	56,382.00	8,457.30	11,276.40	10,148.76	29,882.46
2	Raphael Anokye Barimah	1550895	16	2	42,333.00	6,349.95	8,466.60	7,619.94	22,436.49
3	Evans Tettey Angmor	1562927	16	2	42,333.00	6,349.95	8,466.60	7,619.94	22,436.49
4	Samuel Teye	1539254	15	2	42,333.00	5,643.14	7,524.19	6,771.77	19,939.11
5	Alex Asilevi	1565238	15	2	42,333.00	5,643.14	7,524.19	6,771.77	19,939.11
	<b>Total</b>				<b>216,289.92</b>	<b>32,443.49</b>	<b>43,257.98</b>	<b>38,932.19</b>	<b>114,633.66</b>
<b>AGRICULTURE</b>									
1	Clifford John Asare	103621	21	8	85,932.96	12,889.94	17,186.59	15,467.93	45,544.47
2	Alexander Takyi	22051	19	9	63,443.04	9,516.46	12,688.61	11,419.75	33,624.81



# COMPENSATION OF EMPLOYEE – ALLOWANCES

SN	NAME	STAFF NUMBER	SSSS Level	SSSS Step	Annual Salary (GH¢)	SS Interim Premium (GH¢)	SS Gov't Machinery Allo. (GH¢)	SS Interim Support Allo. (GH¢)	Total Allowances (GH¢)
	<b>AGRICULTURE</b>								
3	Seth Kwesi Kudiabor	60646	19	9	63,443.04	9,516.46	12,688.61	11,419.75	33,624.81
4	Jivraj Kwadzo Baku	63494	19	4	58,314.96	8,747.24	11,662.99	10,496.69	30,906.93
5	Michael Attitsogbe	140941	18	5	54,509.52	8,176.43	10,901.90	9,811.71	28,890.05
6	Theophilus Bediako Atwere	1310144	18	1	50,958.00	7,643.70	10,191.60	9,172.44	27,007.74
7	Bernard Teye Larweh	1309423	18	1	50,958.00	7,643.70	10,191.60	9,172.44	27,007.74
8	Daniel Kofi Obese	763760	16	11	49,268.04	7,390.21	9,853.61	8,868.25	26,112.06
9	Kwame Ameyaw Darko	516483	16	10	48,444.96	7,266.74	9,688.99	8,720.09	25,675.83
10	Aliu Halidu Muzzammuillu	841584	15	6	40,245.96	6,036.89	8,049.19	7,244.27	21,330.36
11	Josephine Kwarteng	152416	12	11	30,731.04	4,609.66	6,146.21	5,531.59	16,287.45
12	Daniel Okraku	814801	12	1	25,964.04	3,894.61	5,192.81	4,673.53	13,760.94
	<b>Total</b>				<b>622,213.56</b>	<b>93,332.03</b>	<b>124,442.71</b>	<b>111,998.44</b>	<b>329,773.19</b>
	<b>Grand Total</b>				<b>4,549,831.44</b>	<b>682,474.72</b>	<b>909,966.29</b>	<b>818,969.66</b>	<b>2,411,410.66</b>
	.....				.....			.....	
	<b>ERIC KOBINA WOODE</b>				<b>ENOCH ABOAH LARBI</b>			<b>SIIBU IMORO BRAIMAH</b>	
	<b>HEAD OF BUDGET</b>				<b>HEAD OF HR</b>			<b>CO-ORDINATING DIRECTOR</b>	



# RETIREES FOR 2025

SN	Name	Staff ID	Current Grade/Position	Monthly Consolidated (Basic+Allowances) (GH¢)	Date of Exist	Date of Retirement
	<b>CENTRAL ADMINISTRATION</b>					
1	Samuel Tetteh	688628	Higher Revenue Inspector	3,482.16	19Th March, 2025	Due for Retirement
	<b>Total</b>			<b>3,482.16</b>		
	<b>AGRICULTURE DEPARTMENT</b>					
1	Alexander Takyi	22051	Chief Technical Officer	8,088.99	8Th September, 2025	Due for Retirement
	<b>Total</b>			<b>8,088.99</b>		
	<b>Grand Total</b>			<b>11,571.15</b>		
	.....		.....		.....	
	<b>ERIC KOBINA WOODE</b>		<b>ENOCH ABOAH LARBI</b>		<b>SIIBU IMROR BRAIMAH</b>	
	<b>HEAD OF BUDGET</b>		<b>HEAD OF HR</b>		<b>DIST. CO-ORD. DIRECTOR</b>	





# THANK YOU



**AYENSUANO  
DISTRICT  
ASSEMBLY**